

BMO Hong Kong Banks ETF

3143 HK

Data as of October 31, 2017

IMPORTANT: BMO Hong Kong Banks ETF is established under BMO ETF, an umbrella unit trust. Commissions, management fees and expenses all may be associated with this Sub-Fund. It may not be suitable for all investors and investors should not invest based on this marketing material alone. Investors should exercise caution before investing and read the BMO ETF prospectus (available at www.bmo.hk/etfs) for further details, including product features and risk factors. ETFs are not guaranteed and past performance is not indicative of future performance. Investment involves risks. The value of investments and the income from them can go down as well as up as a result of stock market and currency movements, and investors may not get back the original amount invested.

- BMO Hong Kong Banks ETF aims to provide investment results that, before fees and expenses, closely correspond to the performance of the NASDAQ Hong Kong Banks™ Index. This Sub-Fund primarily invests in securities that are listed on The Stock Exchange of Hong Kong Limited and classified as Banks by the Industry Classification Benchmark (ICB).
- This Sub-Fund is subject to concentration risk as a result of tracking the performance of a single geographical region (Hong Kong) and sector (banking). It is likely to be more volatile than a broad-based fund as it is more susceptible to fluctuations in value resulting from adverse conditions in Hong Kong and the banking sector. Stock prices of financial service companies are also more sensitive to the movement of interest rates.
- The units of the Sub-Fund may trade at a substantial premium or discount to their NAV.
- The Sub-Fund is subject to tracking error risks due to factors such as fees and expenses and the representative sampling strategy that may be adopted by the

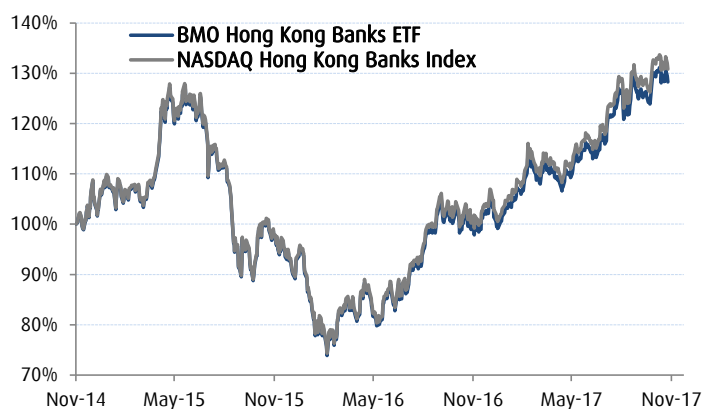
FUND DETAILS

Manager	BMO Global Asset Management (Asia) Limited
Trustee	Cititrust Limited
Listing Date	November 13, 2014
Exchange	Stock Exchange of Hong Kong
Index	NASDAQ Hong Kong Banks™ Index
Bloomberg Ticker	3143.HK
Index Ticker	NQHKBKHN
ISIN	HK0000221397
Net Asset (HKD)	138,684,810
Trading Lot Size	200
Ongoing Charges	0.45%
Trading Currency	HKD
Distribution Frequency	Semi-annually

FUND CHARACTERISTICS

Number of Securities	16
Index Market Cap (US\$B)	501
Price/Earnings Ratio	9.31
Price/Book Ratio	0.90
Dividend Yield (%)	4.16

CUMULATIVE RETURNS



INVESTMENT OBJECTIVE

The investment objective of the BMO Hong Kong Banks ETF is to provide investment results that, before fees and expenses, closely correspond to the performance of the NASDAQ Hong Kong Banks™ Index.

BENEFITS FOR INVESTORS

FIRST ETF to offer exclusive exposure to Hong Kong banking sector, providing investors:

- Diversified investment in Hong Kong banking stocks listed on the Stock Exchange of Hong Kong
- Exposure to a key sector that serves as a proxy for economic growth in the Greater China region
- Potential for attractive dividend yields with sustainable growth potential

INDEX INFORMATION

The Index is a float adjusted modified market capitalisation weighted index which measures the performance of securities that are listed on the SEHK and classified as Banks by the Industry Classification Benchmark (ICB).

The eligible security must have a minimum float adjusted market capitalisation of USD 500 million and a minimum three-month average daily dollar trading value of USD 3 million.

To be eligible for continued inclusion in the Index, a security must have a minimum float adjusted market capitalisation of USD 300 million, and a minimum three-month average daily dollar trading value of USD 1 million.

At each quarter, the Index is rebalanced such that the maximum weight of any Index security does not exceed 20%, and the maximum weight of the top 5 securities does not exceed 70%.

The Index was launched on July 21, 2014 and is denominated in HKD. The constituents of the Index are rebalanced quarterly.

PERFORMANCE (Cumulative Returns %)

	1 Month	3 Months	6 Months	1 Year	YTD	Since Inception
Fund	3.12%	2.99%	16.49%	27.74%	26.38%	28.31%
Index	3.17%	3.10%	16.93%	28.61%	27.04%	30.84%

Note:

The computation basis of the performance is based on the calendar year end, NAV-To-NAV, with dividend reinvested. These figures shown represent how much the fund increased or decreased in value during the calendar year. Performance data has been calculated in HKD, including ongoing charges. Past performance information is not indicative of future performance. Investors may not get back the full amount invested. The Fund's inception date was November 7, 2014.



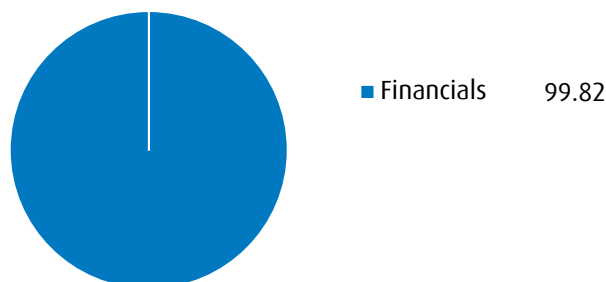
Exchange Traded Funds
交易所買賣基金

BMO Hong Kong Banks ETF

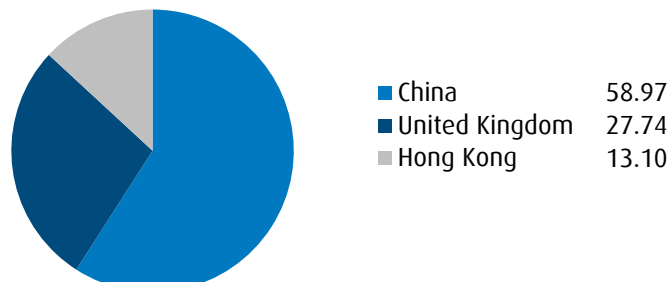
3143 HK

Data as of October 31, 2017

SECTOR ALLOCATION (%)



GEOGRAPHIC ALLOCATION (%)



TOP 10 HOLDINGS (%)

China Construction Bank Corp	20.27
HSBC Holdings PLC	20.03
Industrial & Commercial Bank o	13.36
Bank of China Ltd	8.99
Standard Chartered PLC	7.72
Hang Seng Bank Ltd	5.57
BOC Hong Kong Holdings Ltd	5.55
China Merchants Bank Co Ltd	4.65
Agricultural Bank of China Ltd	4.31
Bank of East Asia Ltd/The	1.98

PARTICIPATING DEALERS

BNP Paribas Securities Services
Goldman Sachs (Asia) Securities Limited
Guotai Junan Securities (Hong Kong) Limited
Haitong International Securities Company Limited
Macquarie Bank Limited
SG Securities (HK) Limited
The Hong Kong and Shanghai Banking Company Limited

MARKET MAKERS

BNP Paribas Securities (Asia) Limited
Guotai Junan Securities (Hong Kong) Limited
Haitong International Securities Company Limited
HSBC Securities Brokers (Asia) Limited

Excellence gets rewarded

ETF Manager of the Year for Hong Kong	Asia Asset management 2016 Best of the Best Awards
Best ETF Provider for Hong Kong	The Asset Triple A ETF Awards 2016
Most Innovative ETF Provider (Best-in-Class)	BENCHMARK Fund of the Year Awards 2016
Most Innovative ETF Provider 2016 — Asia	Wealth & Finance 2016 Fund Awards
Best-in-Class for Sector Equity Financial Services	BENCHMARK Fund of the Year Awards 2016
Outstanding Performer (NAV Tracking Error) for HK Equity	Bloomberg Businessweek Top Fund Awards 2016
Most Innovative ETF Product	The Asset Triple A ETF Awards 2015
Best Thematic ETF	Asia Asset Management ETF & Indexing Awards 2015
Best New ETF	Asia Asset Management ETF & Indexing Awards 2015



Disclaimer:

Nothing in this document is, or is intended to be, an offer, advice, or a solicitation to buy or sell any investments, and this document is directed only at persons in those jurisdictions where access to and use of such information is lawful. It is the responsibility of each investor to be aware of and to observe all applicable laws and regulations of any relevant jurisdiction. Investors should seek the advice of professionals, as appropriate, regarding any particular investment. This document is issued by BMO Global Asset Management (Asia) Limited, which is authorised and regulated in Hong Kong by the Securities and Futures Commission (the SFC). This document has not been reviewed by the SFC.