

IMPORTANT:

- The Ping An of China CSI HK Dividend ETF (the "HK Dividend ETF") is an index-tracking exchange traded fund, which seeks to track the performance of the CSI Hong Kong Dividend Index (the "Index"). The return may deviate from that of the Index.
- The HK Dividend ETF is subject to concentration risk as a result of tracking the performance of companies whose operations and business are primarily from a single region (i.e. China and Hong Kong). Changes in political, economic and social conditions in the region could adversely affect the value of investments.
- The Index of HK Dividend ETF has 30 constituent stocks, therefore the ETF is likely to be more volatile than a fund tracking an index with a greater number of constituent stocks.
- There is no guarantee of the repayment of principal. Your investment in the fund may suffer losses.
- Dividend distributions are not guaranteed and are subject to the discretion of the Manager.
- The units of the HK Dividend ETF may trade at a discount or premium to the net asset value of the units, which may go up as well as down.
- Investment involves risks and the HK Dividend ETF may not be suitable for everyone. Investors should read the Prospectus and Product Key Facts Statement carefully for further details including various risk factors and consider their own investment objectives and other circumstances before investing.

Investment Objective

The Ping An of China CSI HK Dividend ETF aims to track the performance of the CSI Hong Kong Dividend Index (the "Index").

About the Index

The CSI Hong Kong Dividend Index is a stock index which seeks to reflect the performance of high yield securities in the Hong Kong market by selecting the 30 securities with high dividend yield, stable dividend payment and good liquidity from the entire universe of securities listed on the SEHK.

Fund Details

Exchange	Stock Exchange of Hong Kong ("SEHK")
Fund Manager	Ping An of China Asset Management (Hong Kong) Co. Ltd.
Trustee	HSBC Institutional Trust Services (Asia) Limited
Index	CSI Hong Kong Dividend Index
Investment Strategy	Replication
Inception Date	10 Feb 2012
Base Currency	HKD
Dividend Policy	Semi-annually at the discretion of the Manager, usually in June and December
Board Lot Size	100 units
Charges	Usual brokerage commission and levies
Management Fee	0.55% per annum [#]
Total Net Asset	121,290,089.42
NAV per unit	30.3225
Units Outstanding	4,000,000

[#] This refers to management fee only. For complete information about fees and charges, please refer to the Prospectus.

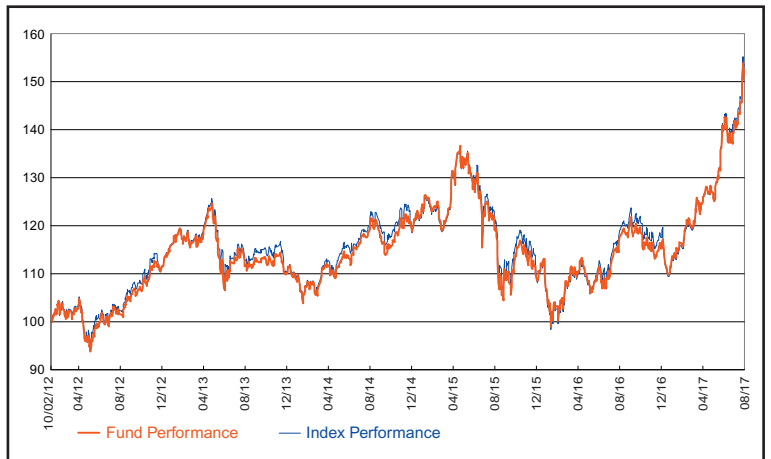
Performance (%)

Cumulative	YTD	1 Month	3 Months	6 Months	Since Inception
Fund (HKD)	42.39%	3.06%	13.05%	32.46%	58.36%
Index (HKD)	40.16%	2.69%	12.09%	30.50%	56.44%

Calendar Year	2016	2015	2014	2013	2012	2011
Fund (HKD)	-1.22%	-7.65%	8.79%	0.10%	11.94% [^]	-
Index (HKD)	-1.30%	-7.51%	9.42%	-0.01%	19.45%	-14.09%

[^] Since fund inception

Annualized	Since Inception
Fund (HKD)	8.62%
Index (HKD)	8.38%



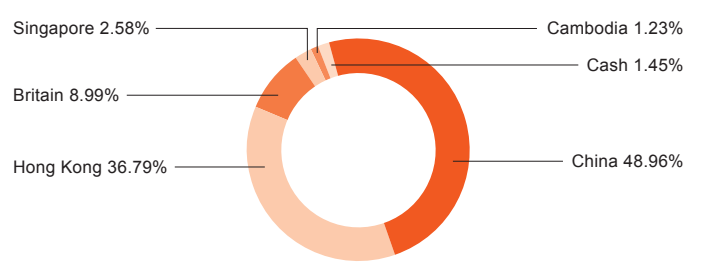
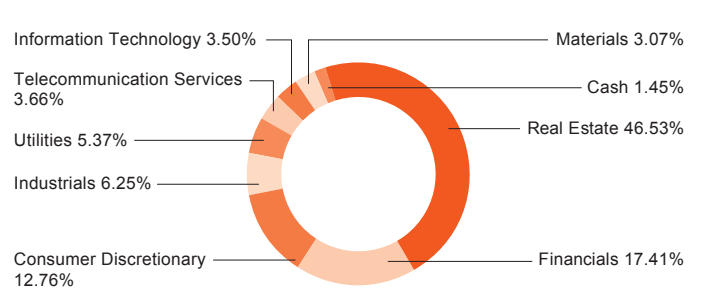
Fund performance is calculated in HKD on NAV-to-NAV basis without dividend reinvested. Index performance is price return.

Fund Codes

Stock Code	3070
Bloomberg Fund Ticker	3070 HK Equity
Bloomberg Index Ticker	CSIH1140 Index
Bloomberg NAV Ticker	3070NAV Index
ISIN Code	HK0000098449

Dividend History

Ex-date	Dividend per unit	Ex-date	Dividend per unit
29 Jun 2012	HKD0.27	26 Jun 2015	HKD0.19
14 Dec 2012	HKD0.28	11 Dec 2015	HKD0.52
28 Jun 2013	HKD0.32	24 Jun 2016	HKD0.21
13 Dec 2013	HKD0.34	09 Dec 2016	HKD0.52
27 Jun 2014	HKD0.34	30 Jun 2017	HKD0.25
12 Dec 2014	HKD0.48		

Country Breakdown

Sector Breakdown

Top 10 Holdings

3333.HK	China Evergrande Group	17.44%
5.HK	HSBC Holdings Plc	8.99%
823.HK	Link REIT	8.84%
3988.HK	Bank of China Ltd-H	8.42%
551.HK	Yue Yuen Industrial Hldg	5.09%
902.HK	Huaneng Power Intl Inc-H	4.38%
8.HK	PCCW Ltd	3.66%
303.HK	Vtech Holdings Ltd	3.50%
2777.HK	Guangzhou R&F Properties-H	3.36%
177.HK	Jiangsu Express Co Ltd-H	2.67%

For more information:

- 🌐 <http://asset.pingan.com.hk>
- ☎ (+852) 3762 9228
- ✉ enquiries@pingan.com.hk

Market Makers

- BNP Paribas Securities (Asia) Limited
- China Merchant Securities (HK) Co., Limited

Participating Dealers

- ABN AMRO Clearing Hong Kong Limited
- Chief Securities Limited
- Citigroup Global Markets Asia Limited
- Credit Suisse Securities (Hong Kong) Limited
- Goldman Sachs (Asia) Securities Limited
- J.P. Morgan Broking (Hong Kong) Limited
- Merrill Lynch Far East Limited
- Phillip Securities (Hong Kong) Limited
- UBS Securities Hong Kong Limited

^Ping An of China CSI HK Dividend ETF is recognized as one of the eligible collective investment schemes under Capital Investment Entrant Scheme (CIES) in Hong Kong



Disclaimer: The above fund is authorized by the Securities and Futures Commission in Hong Kong ("SFC"). SFC authorization is not a recommendation or endorsement of a product nor does it guarantee the commercial merits of a fund or its performance. It does not mean the fund is suitable for all investors nor is it an endorsement of its suitability for any particular investor or class of investors. This document is issued by Ping An of China Asset Management (Hong Kong) Co. Limited and has not been reviewed by the SFC. The SFC takes no responsibility for the content of this document and makes no representation as to its accuracy or completeness. Investors should not only base on this document alone to make investment decisions.

Investment involves risks and the fund's unit prices may go down as well as up. Its past performance is not indicative of future performance. Investor should refer to the fund's offering document for further details (including the risk factors and charges), and where necessary seek professional advice before making any investment decision. The investment decision is the investor's, unless the intermediary has explained to the investor the terms of the fund and has taken into account the investor's financial situation, investment experience and investment objective, the investor should not invest in the fund.

Ping An of China Asset Management (Hong Kong) Co. Ltd. does not accept any liability or responsibility for the information contained in this document or any investment decision or other action you may take in reliance upon the information contained in this document. This document is for your information and reference only, and does not constitute an offer.

For more information about our ETFs, please visit our website: <http://asset.pingan.com.hk>