

IMPORTANT:

- The Ping An of China CSI HK Dividend ETF (the "HK Dividend ETF") is an index-tracking exchange traded fund, which seeks to track the performance of the CSI Hong Kong Dividend Index (the "Index"). The return may deviate from that of the Index.
- The HK Dividend ETF is subject to concentration risk as a result of tracking the performance of companies whose operations and business are primarily from a single region (i.e. China and Hong Kong). Changes in political, economic and social conditions in the region could adversely affect the value of investments.
- The Index of HK Dividend ETF has 30 constituent stocks, therefore the ETF is likely to be more volatile than a fund tracking an index with a greater number of constituent stocks.
- There is no guarantee of the repayment of principal. Your investment in the fund may suffer losses.
- Dividend distributions are not guaranteed and are subject to the discretion of the Manager.
- The units of the HK Dividend ETF may trade at a discount or premium to the net asset value of the units, which may go up as well as down.
- Investment involves risks and the HK Dividend ETF may not be suitable for everyone. Investors should read the Prospectus and Product Key Facts Statement carefully for further details including various risk factors and consider their own investment objectives and other circumstances before investing.

Investment Objective

The Ping An of China CSI HK Dividend ETF aims to track the performance of the CSI Hong Kong Dividend Index (the "Index").

About the Index

The CSI Hong Kong Dividend Index is a stock index which seeks to reflect the performance of high yield securities in the Hong Kong market by selecting the 30 securities with high dividend yield, stable dividend payment and good liquidity from the entire universe of securities listed on the SEHK.

Fund Details

| | |
|----------------------------|--|
| Exchange | Stock Exchange of Hong Kong ("SEHK") |
| Fund Manager | Ping An of China Asset Management (Hong Kong) Co. Ltd. |
| Trustee | HSBC Institutional Trust Services (Asia) Limited |
| Index | CSI Hong Kong Dividend Index |
| Investment Strategy | Replication |
| Inception Date | 10 Feb 2012 |
| Base Currency | HKD |
| Dividend Policy | Semi-annually at the discretion of the Manager, usually in June and December |
| Board Lot Size | 100 units |
| Charges | Usual brokerage commission and levies |
| Management Fee | 0.55% per annum [#] |
| Total Net Asset | 885,712,989.42 |
| NAV per unit | 30.0242 |
| Units Outstanding | 29,500,000 |

[#] This refers to management fee only. For complete information about fees and charges, please refer to the Prospectus.

Fund Codes

| | |
|-------------------------------|----------------|
| Stock Code | 3070 |
| Bloomberg Fund Ticker | 3070 HK Equity |
| Bloomberg Index Ticker | CSIH1140 Index |
| Bloomberg NAV Ticker | 3070NAV Index |
| ISIN Code | HK0000098449 |

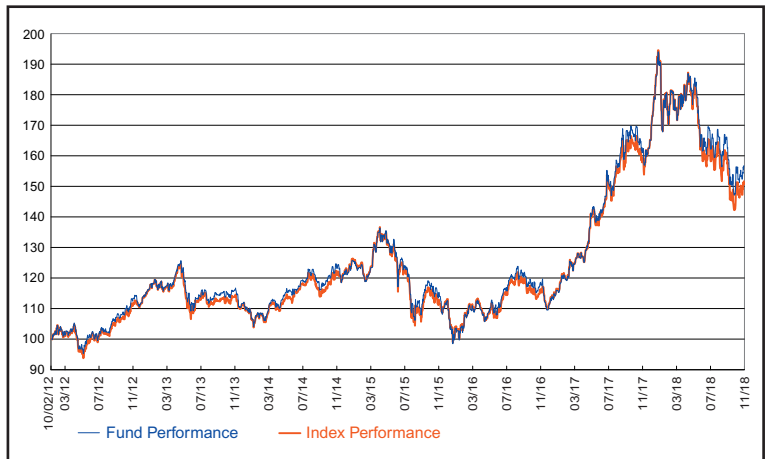
Performance (%)

| Cumulative | YTD | 1 Month | 3 Months | 6 Months | Since Inception |
|-------------|--------|---------|----------|----------|-----------------|
| Fund (HKD) | -5.01% | 5.43% | -5.66% | -12.91% | 56.80% |
| Index (HKD) | -8.21% | 5.46% | -6.46% | -14.98% | 51.64% |

| Calendar Year | 2017 | 2016 | 2015 | 2014 | 2013 | 2012 | 2011 |
|---------------|--------|--------|--------|-------|--------|---------------------|---------|
| Fund (HKD) | 48.42% | -1.22% | -7.65% | 8.79% | 0.10% | 11.94% [^] | NA |
| Index (HKD) | 48.01% | -1.30% | -7.51% | 9.42% | -0.01% | 19.45% | -14.09% |

[^] Since fund inception

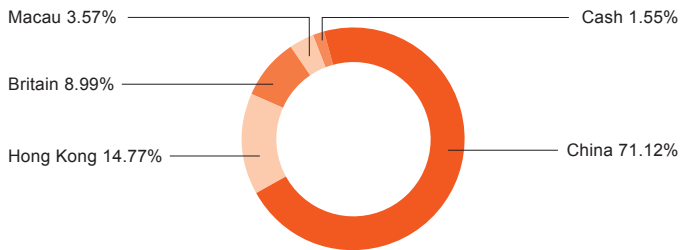
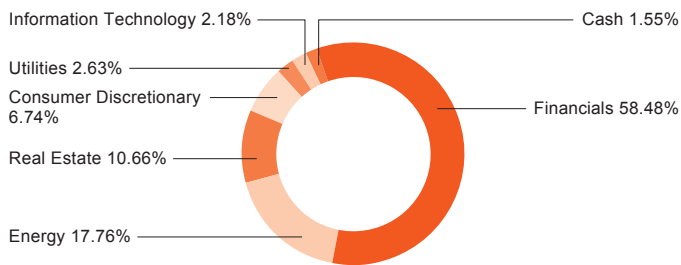
| Annualized | Since Inception |
|-------------|-----------------|
| Fund (HKD) | 6.83% |
| Index (HKD) | 6.31% |



Fund performance is calculated in HKD on NAV-to-NAV basis without dividend reinvested. Index performance is price return.




Dividend History

| Ex-date | Dividend per unit | Ex-date | Dividend per unit |
|-------------|-------------------|-------------|-------------------|
| 29 Jun 2012 | HKD0.27 | 11 Dec 2015 | HKD0.52 |
| 14 Dec 2012 | HKD0.28 | 24 Jun 2016 | HKD0.21 |
| 28 Jun 2013 | HKD0.32 | 09 Dec 2016 | HKD0.52 |
| 13 Dec 2013 | HKD0.34 | 30 Jun 2017 | HKD0.25 |
| 27 Jun 2014 | HKD0.34 | 08 Dec 2017 | HKD0.50 |
| 12 Dec 2014 | HKD0.48 | 22 Jun 2018 | HKD0.38 |
| 26 Jun 2015 | HKD0.19 | | |

Country Breakdown

Sector Breakdown

Top 10 Holdings

| | | |
|---------|------------------------------|--------|
| 883.HK | CNOOC Ltd | 10.36% |
| 939.HK | China Construction Bank-H | 10.21% |
| 1398.HK | Ind & Comm Bk of China-H | 9.54% |
| 3988.HK | Bank of China Ltd-H | 9.32% |
| 5.HK | HSBC Holdings Plc | 8.99% |
| 386.HK | China Petroleum & Chemical-H | 7.40% |
| 3968.HK | China Merchants Bank-H | 6.47% |
| 2388.HK | BOC Hong Kong Holdings Ltd | 5.62% |
| 1288.HK | Agricultural Bank of China-H | 4.74% |
| 2007.HK | Country Garden Holdings Co | 3.65% |

For more information:

 <http://asset.pingan.com.hk>
 (+852) 3762 9228
 enquiries@pingan.com.hk

Market Makers

BNP Paribas Securities (Asia) Limited
 China Merchants Securities (HK) Co., Limited
 Haitong International Securities Company Ltd
 KGI Asia Limited

Participating Dealers

ABN AMRO Clearing Hong Kong Limited
 Chief Securities Limited
 China Merchants Securities (HK) Co., Limited
 Citigroup Global Markets Asia Limited
 Credit Suisse Securities (Hong Kong) Limited
 Goldman Sachs (Asia) Securities Limited
 Haitong International Securities Company Ltd
 J.P. Morgan Broking (Hong Kong) Limited
 Merrill Lynch Far East Limited
 Phillip Securities (Hong Kong) Limited
 UBS Securities Hong Kong Limited

**Ping An of China CSI HK Dividend ETF is recognized as one of the eligible collective investment schemes under Capital Investment Entrant Scheme (CIES) in Hong Kong*

Ping An of China
 China • HK Investment Specialist



Disclaimer: The above fund is authorized by the Securities and Futures Commission of Hong Kong ("SFC"). SFC authorization is not a recommendation or endorsement of a product nor does it guarantee the commercial merits of a fund or its performance. It does not mean the fund is suitable for all investors nor is it an endorsement of its suitability for any particular investor or class of investors. This document is issued by Ping An of China Asset Management (Hong Kong) Co. Limited and has not been reviewed by the SFC. The SFC takes no responsibility for the content of this document and makes no representation as to its accuracy or completeness. Investors should not only base on this document alone to make investment decisions.

Investment involves risks and the fund's unit prices may go down as well as up. Its past performance is not indicative of future performance. Investor should refer to the fund's offering document for further details (including the risk factors and charges), and where necessary seek professional advice before making any investment decision. The investment decision is the investor's. Unless the intermediary has explained to the investor the terms of the fund and has taken into account the investor's financial situation, investment experience and investment objective, the investor should not invest in the fund.

Ping An of China Asset Management (Hong Kong) Co. Ltd. does not accept any liability or responsibility for the information contained in this document or any investment decision or other action you may take in reliance upon the information contained in this document. This document is for your information and reference only, and does not constitute an offer.

For more information about our ETFs, please visit our website: <http://asset.pingan.com.hk>