

BMO NASDAQ 100 ETF

3086 HK

Data as of July 31, 2017

IMPORTANT: BMO NASDAQ 100 ETF is established under BMO ETF, an umbrella unit trust. Commissions, management fees and expenses all may be associated with this Sub-Fund. It may not be suitable for all investors and investors should not invest based on this marketing material alone. Investors should exercise caution before investing and read the BMO ETF prospectus (available at www.bmo.hk/etfs) for further details, including product features and risk factors. ETFs are not guaranteed and past performance is not indicative of future performance. Investment involves risks. The value of investments and the income from them can go down as well as up as a result of stock market and currency movements, and investors may not get back the original amount invested.

- BMO NASDAQ 100 ETF aims to provide investment results that, before fees and expenses, closely correspond to the performance of the NASDAQ-100 Index. This Sub-Fund concentrates its investment in securities listed on the NASDAQ Stock Market and is subject to concentration risk as a result of tracking the performance of markets in a single country (the US) and securities listed on a single exchange (the NASDAQ Stock Market). It is likely to be more volatile than a broad-based fund as it is more susceptible to fluctuations in value resulting from adverse conditions in the US. The value of securities in this Sub-Fund's portfolio may change on days when investors will not be able to purchase or sell units of this Sub-Fund as the NASDAQ Stock Market will be open when units of the Sub-Fund are not priced.
- The units of this Sub-Fund may trade at a substantial premium or discount to their NAV.
- The Sub-Fund is subject to tracking error risks due to factors such as fees and expenses and the representative sampling strategy that may be adopted by the Manager.

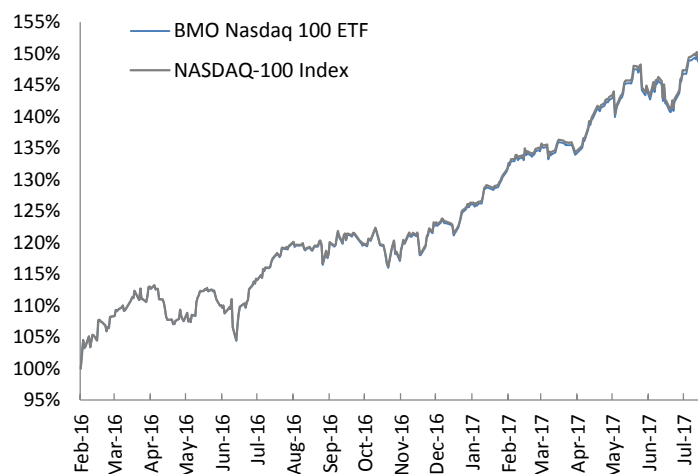
FUND DETAILS

Manager	BMO Global Asset Management (Asia) Limited
Trustee	Cititrust Limited
Listing Date	February 18, 2016
Exchange	Stock Exchange of Hong Kong
Index	NASDAQ-100 Index
Bloomberg Ticker	3086.HK
Index Ticker	XNDXNNRHKD
ISIN	HK0000280989
Net Asset (HKD)	64,383,453
Trading Lot Size	200
Ongoing Charges	0.30%
Trading Currency	HKD
Distribution Frequency	Semi-annually

FUND CHARACTERISTICS

Number of Securities	107
Index Market Cap (US\$B)	6,736
Price/Earnings Ratio	25.88
Price/Book Ratio	5.02
Dividend Yield (%)	1.11

CUMULATIVE RETURNS



INVESTMENT OBJECTIVE

The investment objective of the BMO NASDAQ 100 ETF is to provide investment results that, before fees and expenses, closely correspond to the performance of the NASDAQ-100 Index.

BENEFITS FOR INVESTORS

FIRST ETF to track the NASDAQ-100 Index in Hong Kong, offering investors:

- Convenient way of investing in one of the world's most widely followed technology related index with one single product, trading in the Asian time-zone
- Benefits of innovative and growth oriented companies, with a focus on the technology sector
- Exposure to some of the best known technology brands including Apple, Microsoft, Alphabet (Google) and others
- Access to NASDAQ-100, an index with over 30 years of history through the various market cycles

INDEX INFORMATION

The Index is a modified market capitalisation weighted index, the 100 largest domestic and international non-financial companies listed on the NASDAQ Stock Market, based on market capitalisation.

The Index reflects companies across major industry groups including computer hardware and software, telecommunications, retail /wholesale trade and biotechnology and does not contain securities of financial companies including investment companies. The weights of constituent securities of the Index are derived based on their market capitalisation and are subject to rules which cap the influence of the largest constituents.

The Index was launched on January 13, 1985 and is denominated in HKD. The constituents of the Index are rebalanced quarterly.

PERFORMANCE (Cumulative Returns %)

	1 Month	3 Months	6 Months	1 Year	YTD	Since Inception
Fund	4.17%	5.87%	14.82%	25.78%	22.09%	47.88%
Index	4.21%	5.95%	14.99%	26.15%	22.31%	48.45%

Note:

Performance information of less than 1 year is not annualized and is cumulative. Past performance information is not indicative of future performance. Investors may not get back the full amount invested.

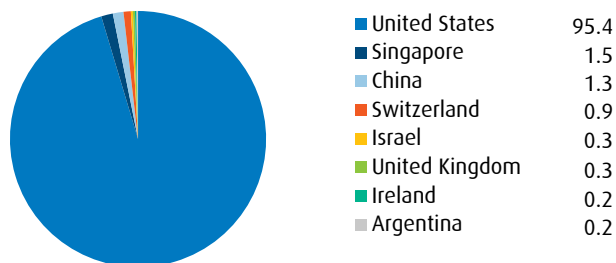
The computation basis of the performance is based on the calendar year end, NAV-To-NAV, with dividend reinvested. These figures shown represent how much the fund increased or decreased in value during the calendar year. Performance data has been calculated in HKD, including ongoing charges. Where no past performance is shown, there was insufficient data available in that year to provide performance. The Fund's inception date was February 12, 2016.

BMO NASDAQ 100 ETF

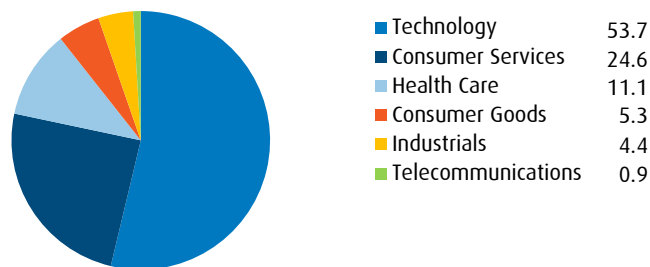
3086 HK

Data as of July 31, 2017

GEOGRAPHIC ALLOCATION (%)



SECTOR ALLOCATION (%)



TOP 10 HOLDINGS (%)

Apple	11.5
Microsoft	8.3
Amazon.com	7.0
Facebook	5.9
Alphabet C	4.8
Alphabet A	4.2
Comcast	2.8
Intel	2.5
Cisco Systems	2.3
Amgen	1.9

PARTICIPATING DEALERS

BNP Paribas Securities Services
 China Merchants Securities (HK) Co., Limited
 Goldman Sachs (Asia) Securities Limited
 Haitong International Securities Company Limited
 Macquarie Bank Limited
 SG Securities (HK) Limited
 The Hong Kong and Shanghai Banking Corporation Limited

MARKET MAKERS

BNP Paribas Securities Services (Asia) Limited
 China Merchants Securities (HK) Co., Limited
 HSBC Securities Brokers (Asia) Limited

Excellence gets rewarded

ETF Manager of the Year for Hong Kong	Asia Asset management 2016 Best of the Best Awards
Best ETF Provider for Hong Kong	The Asset Triple A ETF Awards 2016
Most Innovative ETF Provider (Best-in-Class)	BENCHMARK Fund of the Year Awards 2016
Most Innovative ETF Provider 2016 — Asia	Wealth & Finance 2016 Fund Awards
Best-in-Class for US large-Cap Growth Equity	BENCHMARK Fund of the Year Awards 2016

+852 3716-0990

bmogamasiainfo@bmo.com

www.bmo.hk/etfs

Disclaimer:

Nothing in this document is, or is intended to be, an offer, advice, or a solicitation to buy or sell any investments, and this document is directed only at persons in those jurisdictions where access to and use of such information is lawful. It is the responsibility of each investor to be aware of and to observe all applicable laws and regulations of any relevant jurisdiction. Investors should seek the advice of professionals, as appropriate, regarding any particular investment. This document is issued by BMO Global Asset Management (Asia) Limited, which is authorised and regulated in Hong Kong by the Securities and Futures Commission (the SFC). This document has not been reviewed by the SFC.