

# BMO MSCI Asia Pacific Real Estate ETF

3121 HK

Data as of June 29, 2018

**IMPORTANT:** BMO MSCI Asia Pacific Real Estate ETF is established under BMO ETF, an umbrella unit trust. Commissions, management fees and expenses all may be associated with this Sub-Fund. It may not be suitable for all investors and investors should not invest based on this marketing material alone. Investors should exercise caution before investing and read the BMO ETF prospectus (available at [www.bmo.hk/en](http://www.bmo.hk/en)) for further details, including product features and risk factors. ETFs are not guaranteed and past performance is not indicative of future performance. Investment involves risks. The value of investments and the income from them can go down as well as up as a result of stock market and currency movements, and investors may not get back the original amount invested.

- BMO MSCI Asia Pacific Real Estate ETF aims to provide investment results that, before fees and expenses, closely correspond to the performance of the MSCI AC Asia Pacific Real Estate Index.
- This Sub-Fund primarily invests in securities in the real estate sector in the Asia Pacific region, including real estate investment trusts (REITs). This Sub-Fund is subject to concentration risk as a result of tracking the performance of a single geographical region (Asia) and industry (real estate sector). It is likely to be more volatile than a broad-based fund as it is more susceptible to fluctuations in value resulting from adverse conditions in Asia and the real estate sector. There are risks associated with the real estate sector and REITs in particular.
- Investing in emerging markets involves a greater risk of loss than investing in more developed markets due to, among other factors, greater political, tax, economic, foreign exchange, liquidity and regulatory risks.
- The units of the Sub-Fund may trade at a substantial premium or discount to their NAV.
- The Sub-Fund is subject to tracking error risks due to factors such as fees and expenses and the representative sampling strategy that may be adopted by the Manager.

## FUND DETAILS

Manager	BMO Global Asset Management (Asia) Limited
Trustee	Cititrust Limited
Listing Date	February 18, 2016
Exchange	Stock Exchange of Hong Kong
Index	MSCI AC Asia Pacific Real Estate Index
Bloomberg Ticker	3121.HK
Index Ticker	M1CXBMOA
ISIN	HK0000281011
Net Asset (HKD)	54,010,410
Trading Lot Size	200
Ongoing Charges	0.45%
Trading Currency	HKD
Distribution Frequency	Semi-annually

## INVESTMENT OBJECTIVE

The investment objective of the BMO MSCI Asia Pacific Real Estate ETF is to provide investment results that, before fees and expenses, closely correspond to the performance of the MSCI Asia Pacific Real Estate Index.

## BENEFITS FOR INVESTORS

FIRST ETF of its kind in Hong Kong, offering investors:

- Broad exposure to the Asia Pacific real estate sector including landlords, developers and operators of properties
- Diversified Asia Pacific regional coverage across 10 countries, dominated by Japan, Hong Kong, Australia, China and Singapore
- Exposure to income oriented investments such as REITs and more growth oriented real estate development companies
- Easy access to a diversified portfolio of institutional quality real estate investments

## INDEX INFORMATION

The Index is a free float adjusted modified market capitalization weighted index which consists of large- and mid-capitalisation securities classified in the Real Estate industry group, according to the Global Industry Classification Standard (GICS®) from 13 markets in Asia.

The equity universe of the Index includes listed equity securities, real estate investment trusts ("REITs") and preferred shares. In order to achieve index continuity and provide further diversification, a minimum number of 5 constituents will be maintained for each developed market country and a minimum of 3 constituents will be maintained for each emerging market country.

The index was launched on November 1, 2015 and is denominated in HKD. The index is rebalanced quarterly.

## PERFORMANCE (Cumulative Returns %)

	1 Month	3 Months	6 Months	1 Year	Since Inception*
Fund	-3.70%	-2.26%	-2.57%	9.81%	40.21%
Index	-3.90%	-2.38%	-2.62%	10.06%	41.31%

## CALENDAR YEAR RETURNS (%)

	YTD <sup>^</sup>	2017	2016 <sup>*</sup>
Fund	-2.57%	28.89%	11.66%
Index	-2.62%	29.55%	12.02%

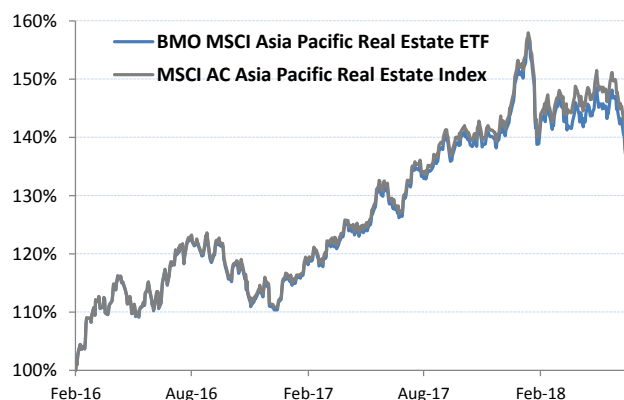
Note: The computation basis of the performance is based on the calendar year end, NAV-to-NAV, with dividend reinvested. These figures shown represent how much the fund increased or decreased in value during the calendar year. Performance data has been calculated in HKD, including ongoing charges.

<sup>^</sup> Performance up to June 29, 2018    <sup>\*</sup> The Fund's inception date was February 12, 2016.

## FUND CHARACTERISTICS

Number of Securities	88
Index Market Cap (US\$B)	490
Price/Earnings Ratio	8.29
Price/Book Ratio	1.00
Portfolio Yield (%) <sup>1</sup>	3.32

## CUMULATIVE RETURNS



1 - Weighted average of the sum of the trailing 12-month gross dividends for each equity holding divided by the total market value of the equity holdings. Source: Bloomberg.



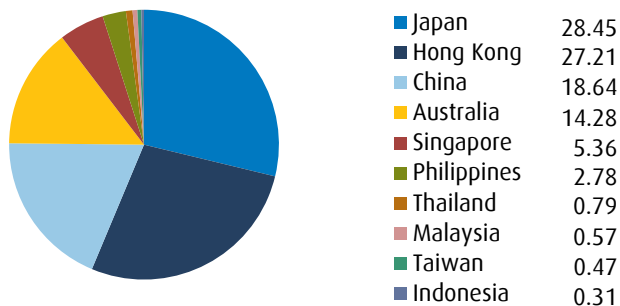
Exchange Traded Funds  
交易所買賣基金

# BMO MSCI Asia Pacific Real Estate ETF


3121 HK

Data as of June 29, 2018

## GEOGRAPHIC ALLOCATION (%)



## SECTOR ALLOCATION (%)



## TOP 10 HOLDINGS (%)

Sun Hung Kai Properties Ltd	4.86
Mitsui Fudosan Co Ltd	4.35
Mitsubishi Estate Co Ltd	4.17
CK Asset Holdings Ltd	4.15
Link REIT	3.99
Daiwa House Industry Co Ltd	3.89
Scentre Group	3.49
Country Garden Holdings Co Ltd	2.70
Sumitomo Realty & Development	2.66
China Overseas Land & Investment	2.55

## PARTICIPATING DEALERS

ABN AMRO Clearing Hong Kong Limited
BNP Paribas Securities Services
Goldman Sachs (Asia) Securities Limited
Haitong International Securities Company Limited
Macquarie Bank Limited
SG Securities (HK) Limited

## MARKET MAKERS

BNP Paribas Securities (Asia) Limited
Commerz Securities Hong Kong Limited

## Excellence gets rewarded

ETF Provider of the Year	BENCHMARK Fund of the Year Awards 2017 Hong Kong
House Award, Most Innovative ETF	BENCHMARK Fund of the Year Awards 2017 Hong Kong
Most Innovative ETF Provider (Best-in-Class)	BENCHMARK Fund of the Year Awards 2016 Hong Kong
ETF Manager of the Year, Hong Kong	Asia Asset Management 2016 Best of the Best Awards
Best ETF Provider for Hong Kong	The Asset Triple A ETF Awards 2016
Best ETF Provider 2016 - Asia	Wealth & Finance 2016 Fund Awards
Best ETF Provider, Hong Kong – Rising Star	The Asset Triple A ETF Awards 2015

+852 3716-0990

bmogamasiainfo@bmo.com

www.bmo.hk/en

### Disclaimer:

Nothing in this document is, or is intended to be, an offer, advice, or a solicitation to buy or sell any investments, and this document is directed only at persons in those jurisdictions where access to and use of such information is lawful. It is the responsibility of each investor to be aware of and to observe all applicable laws and regulations of any relevant jurisdiction. Investors should seek the advice of professionals, as appropriate, regarding any particular investment. This document is issued by BMO Global Asset Management (Asia) Limited, which is authorised and regulated in Hong Kong by the Securities and Futures Commission (the SFC). This document has not been reviewed by the SFC.