

# BMO Asia USD Investment Grade Bond ETF

3141 HK

Data as of June 30, 2017

**IMPORTANT:** BMO Asia USD Investment Grade Bond ETF is established under BMO ETF, an umbrella unit trust. Commissions, management fees and expenses all may be associated with this Sub-Fund. It may not be suitable for all investors and investors should not invest based on this marketing material alone. Investors should exercise caution before investing and read the BMO ETF prospectus (available at [www.bmo.hk/etfs](http://www.bmo.hk/etfs)) for further details, including product features and risk factors. ETFs are not guaranteed and past performance is not indicative of future performance. Investment involves risks. The value of investments and the income from them can go down as well as up as a result of stock market and currency movements, and investors may not get back the original amount invested.

- BMO Asia USD Investment Grade Bond ETF aims to provide investment results that, before fees and expenses, closely correspond to the performance of the Bloomberg Barclays Asia USD Investment Grade Bond Index. This Sub-Fund primarily invests in fixed rate USD-denominated government-related and corporate investment grade bonds of the Asia ex-Japan region. Such investments involve special risks including interest rate risk, over-the-counter market risk, issuer risk, sovereign debt risk and illiquidity of bonds close to maturity risk.
- Investing in emerging markets involves a greater risk of loss than investing in more developed markets due to, among other factors, greater political, tax, economic, foreign exchange, liquidity and regulatory risks.
- The units of this Sub-Fund may trade at a substantial premium or discount to their NAV.
- This Sub-Fund is subject to tracking error risks due to factors such as fees and expenses, the representative sampling strategy adopted by the manager and the liquidity of the underlying bonds.

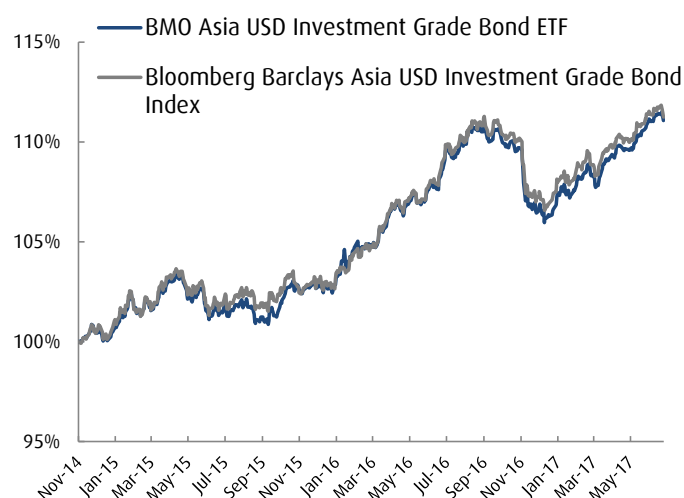
## FUND DETAILS

Manager	BMO Global Asset Management (Asia) Limited
Trustee	Cititrust Limited
Listing Date	November 13, 2014
Exchange	Stock Exchange of Hong Kong
Index	Bloomberg Barclays Asia USD Investment Grade Bond Index
Bloomberg Ticker	3141.HK
Index Ticker	BAIGTRUU
ISIN	HK0000221389
Net Asset (HKD)	871,540,886
Trading Lot Size	200
Ongoing Charges	0.35%
Trading Currency	HKD
Distribution Frequency	Quarterly

## FUND CHARACTERISTICS

Number of Securities	191
Weighted Average Yield to Maturity (%)	3.15
Weighted Average Duration (yrs)	5.21

## CUMULATIVE RETURNS



## INVESTMENT OBJECTIVE

The investment objective of the BMO Asia USD Investment Grade Bond ETF is to provide investment results that, before fees and expenses, closely correspond to the performance of the Bloomberg Barclays Asia USD Investment Grade Bond Index.

## BENEFITS FOR INVESTORS

FIRST ETF offering Asia USD bond exposure in Hong Kong, offering investors:

- Exposure to high grade bonds in a cost effective manner while also generating regular income
- Access to a diversified fixed income portfolio comprising more than 190 Asian high quality bond issues
- Stability of the US dollar income
- Low correlation with other asset classes means strong diversification benefits

## INDEX INFORMATION

The Index is a market capitalisation weighted index which measures the performance of fixed rate USD denominated government-related and corporate investment grade bonds of the Asia ex-Japan region.

The bonds must have a minimum outstanding amount of USD350 million and be rated at or above Baa3/BBB-/BBB- using the middle rating of Moody's, S&P and Fitch to be included in the Index. The Index may also include non-rated bonds issued by investment grade issuers. The Index is subject to an issuer cap of 4%.

The Index was launched on May 22, 2014 and is denominated in USD. The constituents of the Index are rebalanced monthly.

## PERFORMANCE (Cumulative Returns %)

	1 Month	3 Months	6 Months	1 Year	YTD	Since Inception
Fund	0.34%	1.77%	4.10%	2.20%	4.10%	11.00%
Index	0.07%	1.30%	3.38%	1.87%	3.38%	11.06%

### Note:

Performance information of less than 1 year is not annualized and is cumulative. Past performance information is not indicative of future performance. Investors may not get back the full amount invested.

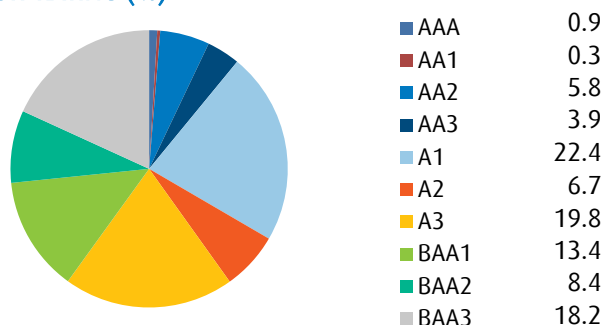
The computation basis of the performance is based on the calendar year end, NAV-To-NAV, with dividend reinvested. These figures shown represent how much the fund increased or decreased in value during the calendar year. Performance data has been calculated in HKD, including ongoing charges. The Fund's inception date was November 7, 2014.

# BMO Asia USD Investment Grade Bond ETF

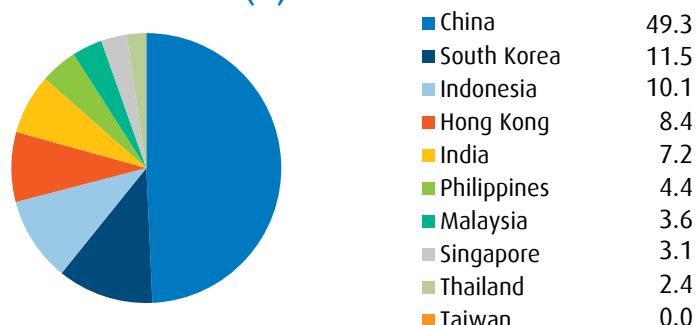
3141 HK

Data as of June 30, 2017

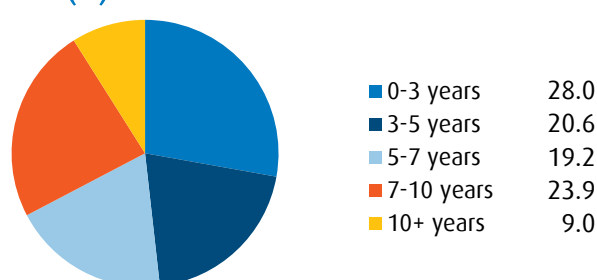
## CREDIT RATING (%)



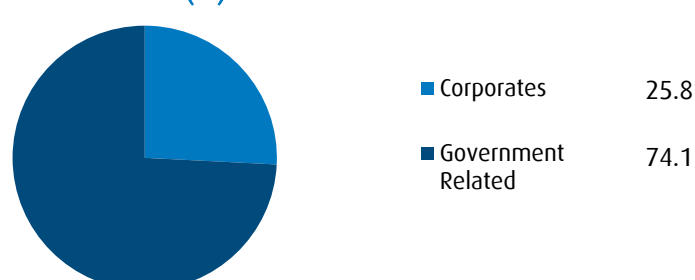
## GEOGRAPHIC ALLOCATION (%)



## MATURITY (%)



## SECTOR ALLOCATION (%)



## TOP 10 HOLDINGS (%)

ALIBABA GROUP BABA 3.6 11/28/24	1.2
PETMK 3.5% 18MAR2025	1.2
PHILIPPINES(REP) PHILIP 6 3/8 10/23/34	1.2
CHINA CINDA FIN CCAMCL 5 5/8 05/14/24	1.2
BANK OF CHINA/HK BCHINA 3 7/8 06/30/25	1.1
CHINA OVERSEAS F CHIOLI 5.95 05/08/24	1.1
CHINA CONST BANK CCB 3 7/8 05/13/25	1.1
CNOOC FIN 2013 L CNOOC 3 05/09/23	1.1
EXP-IMP BK KOREA EIBKOR 4 3/8 09/15/21	1.1
SBSN INDO III INDOIS 4.55 03/29/26	1.0

## PARTICIPATING DEALERS

BNP Paribas Securities Services
China Merchants Securities (HK) Co., Limited
Goldman Sachs (Asia) Securities Limited
Haitong International Securities Company Limited
Macquarie Bank Limited
SG Securities (HK) Limited

## MARKET MAKERS

China Merchants Securities (HK) Co., Limited
Haitong International Securities Company Limited

## Excellence gets rewarded

ETF Manager of the Year for Hong Kong	Asia Asset management 2016 Best of the Best Awards
Best ETF Provider for Hong Kong	The Asset Triple A ETF Awards 2016
Most Innovative ETF Provider (Best-in-Class)	BENCHMARK Fund of the Year Awards 2016
Most Innovative ETF Provider 2016 — Asia	Wealth & Finance 2016 Fund Awards
Most Innovative Asia Focused ETF (1 Year)	Wealth & Finance 2016 Fund Awards
Best-in-Class for Asia Bond	BENCHMARK Fund of the Year Awards 2016
Outstanding Performer for Bond: Global (NAV Total Return)	Bloomberg Businessweek (Chinese Edition) Top Fund Awards 2016

+852 3716-0990

bmogamasiainfo@bmo.com

www.bmo.hk/etfs

### Disclaimer:

Nothing in this document is, or is intended to be, an offer, advice, or a solicitation to buy or sell any investments, and this document is directed only at persons in those jurisdictions where access to and use of such information is lawful. It is the responsibility of each investor to be aware of and to observe all applicable laws and regulations of any relevant jurisdiction. Investors should seek the advice of professionals, as appropriate, regarding any particular investment. This document is issued by BMO Global Asset Management (Asia) Limited, which is authorised and regulated in Hong Kong by the Securities and Futures Commission (the SFC). This document has not been reviewed by the SFC.