

BMO Hong Kong Banks ETF

3143 HK

Data as of May 31, 2018

IMPORTANT: BMO Hong Kong Banks ETF is established under BMO ETF, an umbrella unit trust. Commissions, management fees and expenses all may be associated with this Sub-Fund. It may not be suitable for all investors and investors should not invest based on this marketing material alone. Investors should exercise caution before investing and read the BMO ETF prospectus (available at www.bmo.hk/etfs) for further details, including product features and risk factors. ETFs are not guaranteed and past performance is not indicative of future performance. Investment involves risks. The value of investments and the income from them can go down as well as up as a result of stock market and currency movements, and investors may not get back the original amount invested.

- BMO Hong Kong Banks ETF aims to provide investment results that, before fees and expenses, closely correspond to the performance of the NASDAQ Hong Kong Banks™ Index. This Sub-Fund primarily invests in securities that are listed on The Stock Exchange of Hong Kong Limited and classified as Banks by the Industry Classification Benchmark (ICB).
- This Sub-Fund is subject to concentration risk as a result of tracking the performance of a single geographical region (Hong Kong) and sector (banking). It is likely to be more volatile than a broad-based fund as it is more susceptible to fluctuations in value resulting from adverse conditions in Hong Kong and the banking sector. Stock prices of financial service companies are also more sensitive to the movement of interest rates.
- The units of the Sub-Fund may trade at a substantial premium or discount to their NAV.
- The Sub-Fund is subject to tracking error risks due to factors such as fees and expenses and the representative sampling strategy that may be adopted by the Manager.

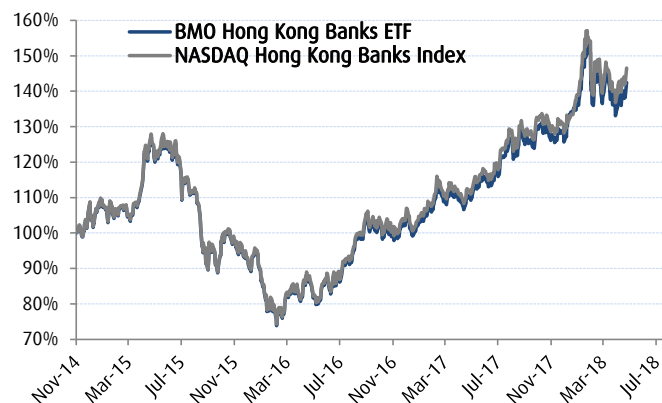
FUND DETAILS

Manager	BMO Global Asset Management (Asia) Limited
Trustee	Cititrust Limited
Listing Date	November 13, 2014
Exchange	Stock Exchange of Hong Kong
Index	NASDAQ Hong Kong Banks™ Index
Bloomberg Ticker	3143.HK
Index Ticker	NQHKBKHN
ISIN	HK0000221397
Net Asset (HKD)	159,924,146
Trading Lot Size	200
Ongoing Charges	0.45%
Trading Currency	HKD
Distribution Frequency	Semi-annually

FUND CHARACTERISTICS

Number of Securities	17
Index Market Cap (US\$B)	498
Price/Earnings Ratio	9.15
Price/Book Ratio	0.91
Dividend Yield (%)	4.02

CUMULATIVE RETURNS



INVESTMENT OBJECTIVE

The investment objective of the BMO Hong Kong Banks ETF is to provide investment results that, before fees and expenses, closely correspond to the performance of the NASDAQ Hong Kong Banks™ Index.

BENEFITS FOR INVESTORS

FIRST ETF to offer exclusive exposure to Hong Kong banking sector, providing investors:

- Diversified investment in Hong Kong banking stocks listed on the Stock Exchange of Hong Kong
- Exposure to a key sector that serves as a proxy for economic growth in the Greater China region
- Potential for attractive dividend yields with sustainable growth potential

INDEX INFORMATION

The Index is a float adjusted modified market capitalisation weighted index which measures the performance of securities that are listed on the SEHK and classified as Banks by the Industry Classification Benchmark (ICB).

The eligible security must have a minimum float adjusted market capitalisation of USD 500 million and a minimum three-month average daily dollar trading value of USD 3 million.

At each quarter, the Index is rebalanced such that the maximum weight of any Index security does not exceed 20%, and the maximum weight of the top 5 securities does not exceed 70%.

The Index was launched on July 21, 2014 and is denominated in HKD. The Index is rebalanced quarterly.

PERFORMANCE (Cumulative Returns %)

	1 Month	3 Months	6 Months	1 Year	YTD [^]	Since Inception [*]
Fund	-4.33%	-3.10%	6.60%	19.59%	4.02%	37.15%
Index	-4.30%	-2.99%	6.83%	20.30%	4.20%	40.21%

CALENDAR YEAR RETURNS (%)

	YTD [^]	2017	2016	2015	2014 [*]
Fund	4.02%	29.87%	8.29%	-13.44%	8.32%
Index	4.20%	30.65%	9.28%	-13.22%	8.60%

Note: The computation basis of the performance is based on the calendar year end, NAV-To-NAV, with dividend reinvested. These figures shown represent how much the fund increased or decreased in value during the calendar year. Performance data has been calculated in HKD, including ongoing charges.

[^] Performance up to May 31, 2018 ^{*} The Fund's inception date was November 7, 2014.



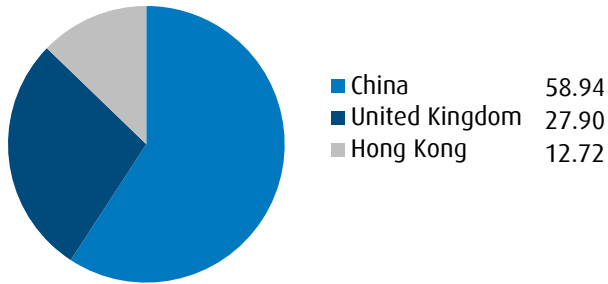
Exchange Traded Funds
交易所買賣基金

BMO Hong Kong Banks ETF

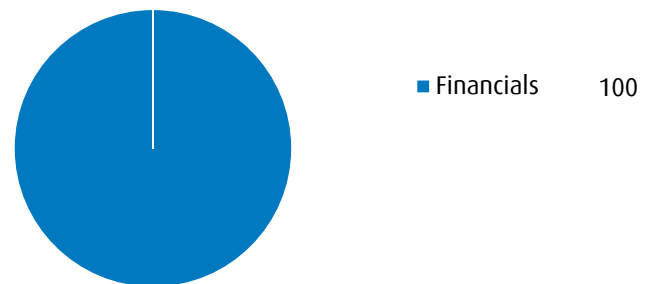
3143 HK

Data as of May 31, 2018

GEOGRAPHIC ALLOCATION (%)



SECTOR ALLOCATION (%)



TOP 10 HOLDINGS (%)

HSBC Holdings PLC	20.36
China Construction Bank Corp	20.31
Industrial & Commercial Bank of China Ltd	12.71
Bank of China Ltd	9.12
Standard Chartered PLC	7.54
Hang Seng Bank Ltd	5.49
BOC Hong Kong Holdings Ltd	5.46
China Merchants Bank Co Ltd	4.68
Agricultural Bank of China Ltd	4.42
China CITIC Bank Corp Ltd	1.90

PARTICIPATING DEALERS

BNP Paribas Securities Services
Goldman Sachs (Asia) Securities Limited
Guotai Junan Securities (Hong Kong) Limited
Haitong International Securities Company Limited
Macquarie Bank Limited
SG Securities (HK) Limited
The Hongkong and Shanghai Banking Company Limited

MARKET MAKERS

BNP Paribas Securities (Asia) Limited
Commerz Securities Hong Kong Limited
Haitong International Securities Company Limited
HSBC Securities Brokers (Asia) Limited

Excellence gets rewarded

ETF Provider of the Year	BENCHMARK Fund of the Year Awards 2017 Hong Kong
House Award, Most Innovative ETF	BENCHMARK Fund of the Year Awards 2017 Hong Kong
Most Innovative ETF Provider (Best-in-Class)	BENCHMARK Fund of the Year Awards 2016 Hong Kong
ETF Manager of the Year, Hong Kong	Asia Asset Management 2016 Best of the Best Awards
Best ETF Provider for Hong Kong	The Asset Triple A ETF Awards 2016
Best ETF Provider 2016 - Asia	Wealth & Finance 2016 Fund Awards
Best ETF Provider, Hong Kong – Rising Star	The Asset Triple A ETF Awards 2015

+852 3716-0990

bmogamasiainfo@bmo.com

www.bmo.hk/etfs

Disclaimer:

Nothing in this document is, or is intended to be, an offer, advice, or a solicitation to buy or sell any investments, and this document is directed only at persons in those jurisdictions where access to and use of such information is lawful. It is the responsibility of each investor to be aware of and to observe all applicable laws and regulations of any relevant jurisdiction. Investors should seek the advice of professionals, as appropriate, regarding any particular investment. This document is issued by BMO Global Asset Management (Asia) Limited, which is authorised and regulated in Hong Kong by the Securities and Futures Commission (the SFC). This document has not been reviewed by the SFC.