

BMO Asia High Dividend ETF

3145 HK

Data as of June 30, 2017

IMPORTANT: BMO Asia High Dividend ETF is established under BMO ETF, an umbrella unit trust. Commissions, management fees and expenses all may be associated with this Sub-Fund. It may not be suitable for all investors and investors should not invest based on this marketing material alone. Investors should exercise caution before investing and read the BMO ETF prospectus (available at www.bmo.hk/etfs) for further details, including product features and risk factors. ETFs are not guaranteed and past performance is not indicative of future performance. Investment involves risks. The value of investments and the income from them can go down as well as up as a result of stock market and currency movements, and investors may not get back the original amount invested.

- BMO Asia High Dividend ETF aims to provide investment results that, before fees and expenses, closely correspond to the performance of the NASDAQ Asia ex Japan Dividend Achievers™ Index.
- This Sub-Fund primarily invests in high dividend yield securities in Asia. Such securities are subject to risks that the dividend could be reduced or abolished, or risks that the value of the securities could decline or have lower-than average potential for price appreciation.
- The units of the Sub-Fund may trade at a substantial premium or discount to their NAV.
- The Sub-Fund is subject to tracking error risks due to factors such as fees and expenses and the representative sampling strategy that may be adopted by the Manager.

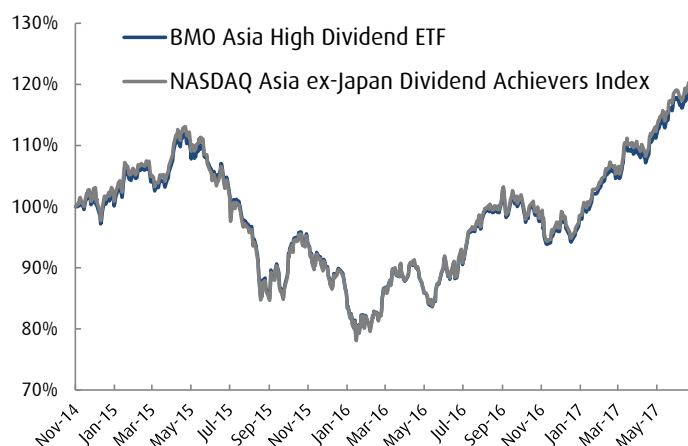
FUND DETAILS

Manager	BMO Global Asset Management (Asia) Limited
Trustee	Cititrust Limited
Listing Date	November 13, 2014
Exchange	Stock Exchange of Hong Kong
Index	NASDAQ Asia ex Japan Dividend Achievers™ Index
Bloomberg Ticker	3145.HK
Index Ticker	DAAXJPHN
ISIN	HK0000221405
Net Asset (HKD)	511,433,954
Trading Lot Size	200
Ongoing Charges	0.45%
Trading Currency	HKD
Distribution Frequency	Semi-annually

FUND CHARACTERISTICS

Number of Securities	138
Index Market Cap(\$US B)	991
Price/Earnings Ratio	14.67
Price/Book Ratio	1.74
Dividend Yield (%)	2.67

CUMULATIVE RETURNS



INVESTMENT OBJECTIVE

The investment objective of the BMO Asia High Dividend ETF is to provide investment results that, before fees and expenses, closely correspond to the performance of the NASDAQ Asia ex Japan Dividend Achievers™ Index.

BENEFITS FOR INVESTORS

FIRST ETF to target Asian equities with sustainable dividends and growth potential, providing investors:

- Access to a broad range of high quality Asian (ex-Japan) companies with over 130 stocks
- “Smart beta” investment approach identifies companies with at least three consecutive years of increasing dividend payments
- Potential for regular income and long-term capital appreciation
- Diversification across Asian regions and sectors

INDEX INFORMATION

The Index is a float adjusted modified market capitalisation weighted index, comprising accepted securities with at least three consecutive years of increasing annual regular dividend payments from a universe of components out of 10 countries in Asia.

The eligible security must have a minimum float adjusted market capitalisation of USD 200 million and a minimum three-month average daily dollar trading value of USD 500,000. The security types eligible must have a Dividend Sustainability score greater than 80 as calculated by NASDAQ OMX.

Each security's weighting is capped at 8% and each country weighting is subjected to 40% cap.

The Index was launched on January 13, 2014 and is denominated in HKD. The constituents of the Index are rebalanced quarterly.

PERFORMANCE (Cumulative Returns %)

	1 Month	3 Months	6 Months	1 Year	YTD	Since Inception
Fund	2.22%	8.92%	23.42%	29.35%	23.42%	18.29%
Index	2.28%	9.10%	23.97%	30.45%	23.97%	19.58%

Note:

Performance information of less than 1 year is not annualized and is cumulative. Past performance information is not indicative of future performance. Investors may not get back the full amount invested.

The computation basis of the performance is based on the calendar year end, NAV-To-NAV, with dividend reinvested. These figures shown represent how much the fund increased or decreased in value during the period being shown. Performance data has been calculated in HKD, including ongoing charges.

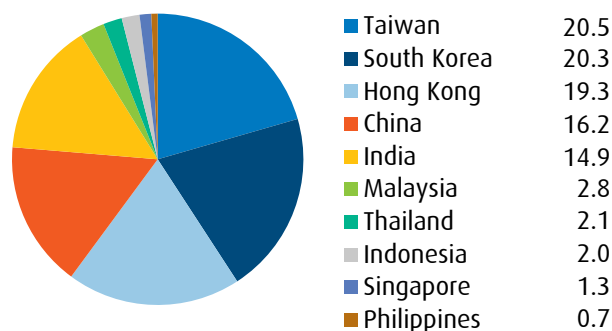
The Fund's inception date was November 7, 2014.

BMO Asia High Dividend ETF

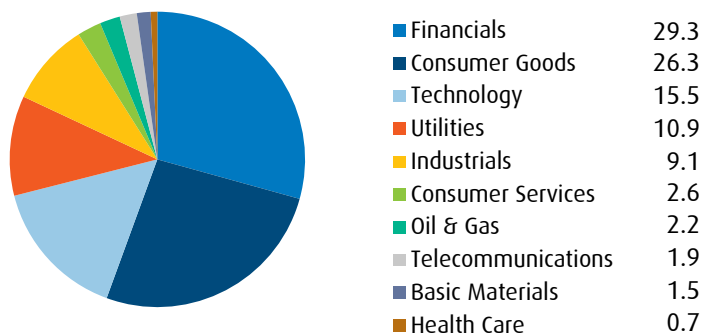
3145 HK

Data as of June 30, 2017

GEOGRAPHIC ALLOCATION (%)



SECTOR ALLOCATION (%)



TOP 10 HOLDINGS (%)

SAMSUNG ELECTRONICS CO LTD	8.2
TAIWAN SEMICONDUCTOR MANUFAC	8.0
PING AN INSURANCE GROUP CO-H	5.5
INFOSYS LTD	5.0
ITC LTD	5.0
HON HAI PRECISION INDUSTRY	4.4
CLP HOLDINGS LTD	3.8
SAMSUNG ELECTRONICS-PREF	3.8
HINDUSTAN UNILEVER LTD	2.6
HONG KONG & CHINA GAS	2.5

PARTICIPATING DEALERS

BNP Paribas Securities Services
Goldman Sachs (Asia) Securities Limited
Guotai Junan Securities (Hong Kong) Limited
Haitong International Securities Company Limited
Macquarie Bank Limited
SG Securities (HK) Limited

MARKET MAKERS

BNP Paribas Securities (Asia) Limited

Excellence gets rewarded

ETF Manager of the Year for Hong Kong	Asia Asset management 2016 Best of the Best Awards
Best ETF Provider for Hong Kong	The Asset Triple A ETF Awards 2016
Most Innovative ETF Provider (Best-in-Class)	BENCHMARK Fund of the Year Awards 2016
Most Innovative ETF Provider 2016 — Asia	Wealth & Finance 2016 Fund Awards
Most Innovative ETF	ETFI Asia and Asia Asset Management ETF and Indexing Awards 2015

+852 3716-0990

bmogamasiaiinfo@bmo.com

www.bmo.hk/etfs

Disclaimer:

Nothing in this document is, or is intended to be, an offer, advice, or a solicitation to buy or sell any investments, and this document is directed only at persons in those jurisdictions where access to and use of such information is lawful. It is the responsibility of each investor to be aware of and to observe all applicable laws and regulations of any relevant jurisdiction. Investors should seek the advice of professionals, as appropriate, regarding any particular investment. This document is issued by BMO Global Asset Management (Asia) Limited, which is authorised and regulated in Hong Kong by the Securities and Futures Commission (the SFC). This document has not been reviewed by the SFC.



Exchange Traded Funds
交易所買賣基金