

# BMO MSCI Japan Hedged to USD ETF

3160 HK

Data as of November 30, 2017

**IMPORTANT:** BMO MSCI Japan Hedged to USD ETF is established under BMO ETF, an umbrella unit trust. Commissions, management fees and expenses all may be associated with this Sub-Fund. It may not be suitable for all investors and investors should not invest based on this marketing material alone. Investors should exercise caution before investing and read the BMO ETF prospectus (available at [www.bmo.hk/etfs](http://www.bmo.hk/etfs)) for further details, including product features and risk factors. ETFs are not guaranteed and past performance is not indicative of future performance. Investment involves risks. The value of investments and the income from them can go down as well as up as a result of stock market and currency movements, and investors may not get back the original amount invested.

- BMO MSCI Japan Hedged to USD ETF aims to provide investment results that, before fees and expenses, closely correspond to the performance of the MSCI Japan 100% Hedged to USD Index.
- This Sub-Fund concentrates its investment in Japanese securities and is subject to concentration risk as a result of tracking the performance of a single country (Japan). It is likely to be more volatile than a broad-based fund as it is more susceptible to fluctuations in value resulting from adverse conditions in Japan.
- This Sub-Fund invests in currency forward contracts for hedging purposes. While this approach is designed to minimise the impact of currency fluctuations on the Sub-Fund's returns, there are associated risks involved including costs of hedging, derivative and OTC transactions risks.
- The units of the Sub-Fund may trade at a substantial premium or discount to their NAV.
- The Sub-Fund is subject to tracking error risks due to factors such as fees and expenses, cost of hedging and the representative sampling strategy that may be adopted by the Manager.

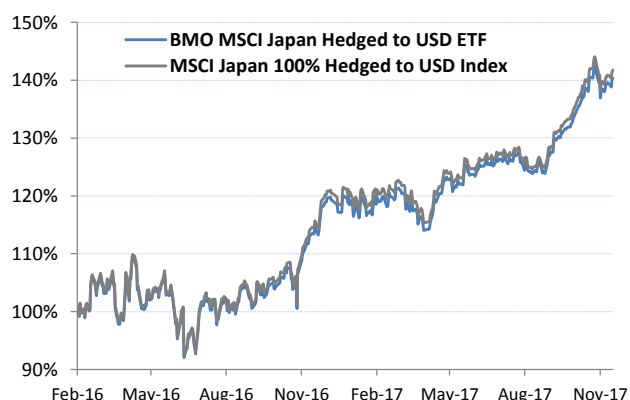
## FUND DETAILS

Manager	BMO Global Asset Management (Asia) Limited
Trustee	Cititrust Limited
Listing Date	February 18, 2016
Exchange	Stock Exchange of Hong Kong
Index	MSCI
Bloomberg Ticker	3160.HK
Index Ticker	M1CXB MJH
ISIN	HK0000280997
Net Asset (HKD)	341,825,539
Trading Lot Size	200
Ongoing Charges	0.50%
Trading Currency	HKD
Distribution Frequency	Semi-annually

## FUND CHARACTERISTICS

Number of Securities	321
Index Market Cap (US\$B)	3,583
Price/Earnings Ratio	15.74
Price/Book Ratio	1.44
Dividend Yield (%)	1.90

## CUMULATIVE RETURNS



## INVESTMENT OBJECTIVE

The investment objective of the BMO MSCI Japan Hedged to USD ETF is to provide investment results that, before fees and expenses, closely correspond to the performance of the MSCI Japan 100% Hedged to USD Index.

## BENEFITS FOR INVESTORS

FIRST USD hedged Japan equity ETF in Hong Kong, offering investors:

- Allows investors to gain exposure to Japanese equities without the impact of Yen (JPY) currency movements
- Benefits from "Abenomics" - ongoing reforms that aim to revitalize the Japanese economy with focus on shareholders return and corporate governance as well as fiscal and monetary policy stimuli
- Access to a wide range of Japanese companies including Toyota Motor, Mitsubishi UFJ Financial Group, Softbank and Sony
- Broad-based diversification across a spectrum of sectors

## INDEX INFORMATION

The Index is a float adjusted modified market capitalisation weighted index which aims to represent the impact of currency hedging on the performance of the MSCI Japan Index, using one-month forwards in the currency market.

The Index includes large- and mid-capitalisation stocks in the Japanese equity market and covers approximately 85% of the free float-adjusted market capitalisation of Japan.

The Index was launched on December 31, 1992 and is denominated in USD. The constituents of the MSCI Japan Index are rebalanced semi-annually. The Fund invests in the constituents of the MSCI Japan Index and hedge the foreign currency exposure using one-month currency forward contracts. The MSCI Japan 100% Hedged to USD Index is rebalanced monthly on the last trading day of the month.

## PERFORMANCE (Cumulative Returns %)

	1 Month	3 Months	6 Months	1 Year	YTD <sup>^</sup>	Since Inception <sup>*</sup>
Fund	1.70%	11.61%	15.17%	23.79%	19.87%	40.38%
Index	1.58%	12.00%	15.31%	23.81%	19.67%	41.76%

## CALENDAR YEAR RETURNS (%)

	YTD <sup>^</sup>	2016 <sup>*</sup>
Fund	19.87%	17.11%
Index	19.67%	18.46%

**Note:** The computation basis of the performance is based on the calendar year end, NAV -To-NAV, with dividend reinvested. These figures shown represent how much the fund increased or decreased in value during the calendar year. Performance data has been calculated in HKD, including ongoing charges.

<sup>^</sup> Performance up to November 30, 2017. <sup>\*</sup> The Fund's inception date was February 12, 2016.



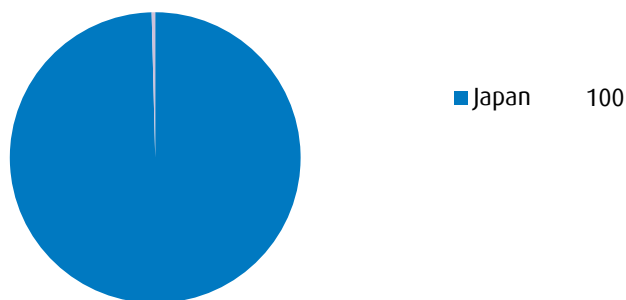
Exchange Traded Funds  
交易所買賣基金

# BMO MSCI Japan Hedged to USD ETF

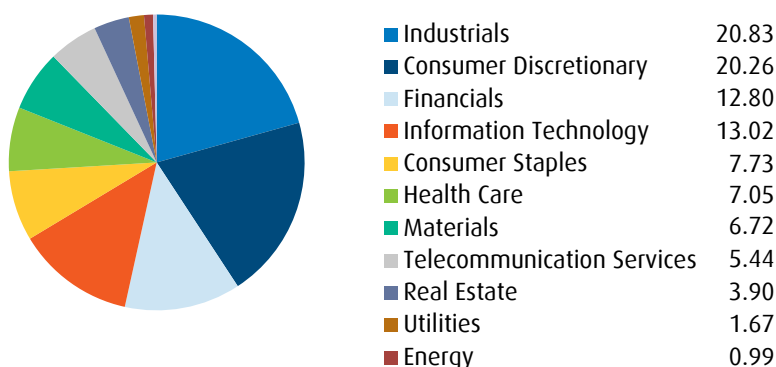
3160 HK

Data as of November 30, 2017

## GEOGRAPHIC ALLOCATION (%)



## SECTOR ALLOCATION (%)



## TOP 10 HOLDINGS (%)

Toyota Motor Corp	4.60
Mitsubishi UFJ Financial Group	2.39
SoftBank Group Corp	1.96
Sony Corp	1.64
Honda Motor Co Ltd	1.62
Keyence Corp	1.59
Sumitomo Mitsui Financial Group	1.54
KDDI Corp	1.46
FANUC Corp	1.36
Nintendo Co Ltd	1.28

## PARTICIPATING DEALERS

BNP Paribas Securities Services
Goldman Sachs (Asia) Securities Limited
Haitong International Securities Company Limited
Macquarie Bank Limited
SG Securities (HK) Limited

## MARKET MAKERS

BNP Paribas Securities Services
China Merchants Securities (HK) Co., Limited

## Excellence gets rewarded

ETF Manager of the Year for Hong Kong	Asia Asset management 2016 Best of the Best Awards
Best ETF Provider for Hong Kong	The Asset Triple A ETF Awards 2016
Most Innovative ETF Provider (Best-in-Class)	BENCHMARK Fund of the Year Awards 2016
Most Innovative ETF Provider 2016 — Asia	Wealth & Finance 2016 Fund Awards



+852 3716-0990



bmogamasiainfo@bmo.com



www.bmo.hk/etfs

### Disclaimer:

Nothing in this document is, or is intended to be, an offer, advice, or a solicitation to buy or sell any investments, and this document is directed only at persons in those jurisdictions where access to and use of such information is lawful. It is the responsibility of each investor to be aware of and to observe all applicable laws and regulations of any relevant jurisdiction. Investors should seek the advice of professionals, as appropriate, regarding any particular investment. This document is issued by BMO Global Asset Management (Asia) Limited, which is authorised and regulated in Hong Kong by the Securities and Futures Commission (the SFC). This document has not been reviewed by the SFC.



Exchange Traded Funds  
交易所買賣基金