

Monthly Factsheet

Data as of 31 December, 2018

IMPORTANT:

- The Ping An MSCI China Quality Factor ETF (the "Quality Factor ETF") is an index-tracking exchange traded fund, which seeks to track the performance of the MSCI China Quality Index (the "Underlying Index"). The return may deviate from that of its Underlying Index.
- The Underlying Index is subject to concentration risk as a result of tracking the performance of companies whose operations and business are primarily from a single region (i.e. China and Hong Kong). Changes in political, economic and social conditions in the region could adversely affect the value of investments.
- There is no guarantee of the repayment of principal. Your investment in the fund may suffer losses.
- Dividend distributions are not guaranteed and are subject to the discretion of the Manager.
- The units of the Quality Factor ETF may trade at a discount or premium to the net asset value of the units, which may go up as well as down.
- Investment involves risks and the Quality Factor ETF may not be suitable for everyone. Investors should read the Prospectus and Product Key Facts Statement carefully for further details including various risk factors and consider their own investment objectives and other circumstances before investing.
- Indexing investment approach aims to achieve an investment performance that closely corresponds with the underlying index, either by a Replication Strategy or by a Representative Sampling Strategy as described under "Principal Investment Strategies of the Index Funds".

Investment Objective

The Quality Factor ETF aims to track the performance of the Underlying Index, MSCI China Quality Index.

About the Index

The underlying index in respect of the Quality Factor ETF, being the MSCI China Quality Index, is a rule-based index designed to represent the performance of a quality growth strategy, out of securities from the parent index, namely, the MSCI China Index, which comprises large and mid cap stocks of the Chinese equity market, including H-shares, Red chips and P chips listed on the SEHK, A-Shares and B-Shares listed on the SSE and SZSE and foreign listed companies (such as companies listed on NASDAQ, New York Stock Exchange and Singapore Stock Exchange).

Fund Details

Exchange	Stock Exchange of Hong Kong ("SEHK")
Fund Manager	Ping An of China Asset Management (Hong Kong) Co. Ltd.
Trustee	HSBC Institutional Trust Services (Asia) Limited
Index	MSCI China Quality
Investment Strategy	Representative Sampling
Listing Date	30 Nov 2018
Base Currency	HKD
Dividend Policy	Semi-annually at the discretion of the Manager, usually in June and December
Board Lot Size	100 units
Charges	Usual brokerage commission and levies
Management Fee	0.55% per annum [#]
Total Net Asset	25,887,830.95
NAV per unit	28.7643
Units Outstanding	900,000

[#] This refers to management fee only. For complete information about fees and charges, please refer to the Prospectus.

Fund Codes

Stock Code	3166
Bloomberg Fund Ticker	3166 HK Equity
Bloomberg Index Ticker	NH704072 Index
ISIN Code	HK0000462405

Performance (%)

Cumulative	YTD	1 Month	3 Months	6 Months	Since Inception [^]
Fund (HKD)	NA	NA	NA	NA	NA
Index (HKD)	NA	NA	NA	NA	NA

Calendar Year	2018 [^]
---------------	-------------------

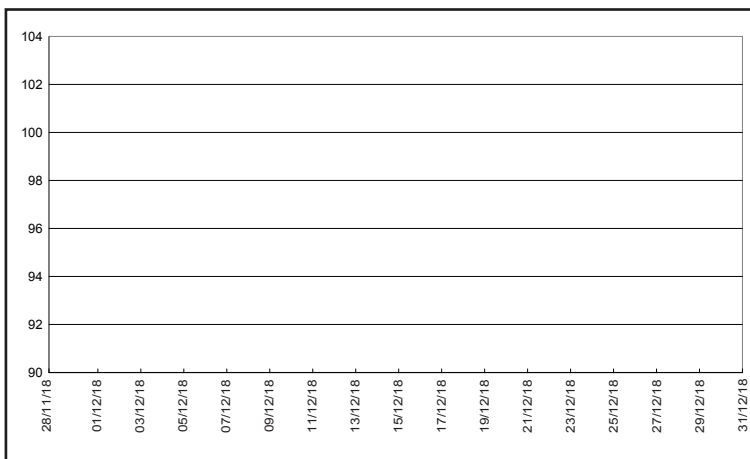
Fund (HKD)	NA
Index (HKD)	NA

[^] Since first official NAV on Nov 28, 2018.

Annualized	Since Inception
------------	-----------------

Fund (HKD)	NA
Index (HKD)	NA

Note: No performance data for six months since inception.

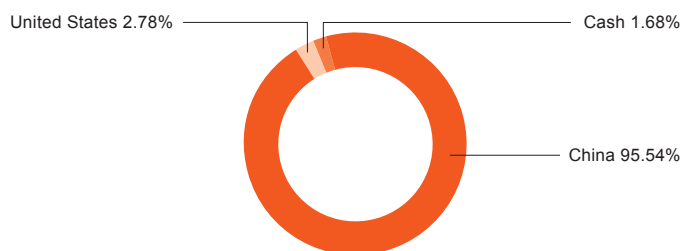


Note: No performance data for six months since inception.

Dividend History

Ex-date	Dividend per unit	Ex-date	Dividend per unit
NA	NA	NA	NA

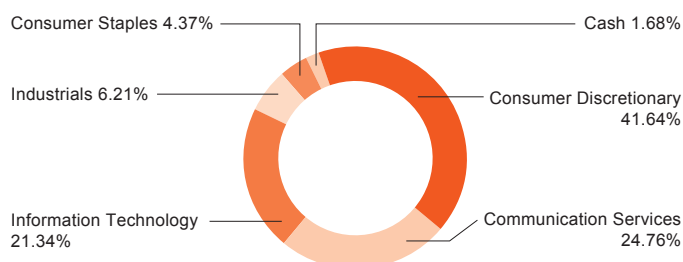
Country Breakdown



Market Makers

BNP Paribas Securities (Asia) Limited
 KGI Asia Limited
 Head and Shoulders Securities Limited

Sector Breakdown



Participating Dealers

BNP Paribas Securities Service
 Citigroup Global Markets Asia Limited
 Credit Suisse Securities (Hong Kong) Limited
 Goldman Sachs (Asia) Securities Limited
 KGI Asia Limited
 Head and Shoulders Securities Limited

Top 10 Holdings

700.HK	Tencent Holdings Ltd	16.01%
YUMC.UN	Yum China Holdings Inc	14.28%
175.HK	Geely Automobile Holdings	13.53%
2382.HK	Sunny Optical Tech	12.72%
2020.HK	Anta Sports Products Ltd	11.05%
ATHM.UN	Autohome Inc-ADR	8.75%
2018.HK	AAC Technologies Holdings	8.62%
3799.HK	Dali Foods Group Co Ltd	4.37%
6098.HK	Country Garden Services Holdings	4.28%
1316.HK	Nexteer Automotive Group Ltd	2.78%

For more information:

✉ <http://asset.pingan.com.hk>
 ☎ (+852) 3762 9228
 ✉ enquiries@pingan.com.hk

Ping An of China
 China • HK Investment Specialist



Disclaimer: The above fund is authorized by the Securities and Futures Commission of Hong Kong ("SFC"). SFC authorization is not a recommendation or endorsement of a product nor does it guarantee the commercial merits of a fund or its performance. It does not mean the fund is suitable for all investors nor is it an endorsement of its suitability for any particular investor or class of investors. This document is issued by Ping An of China Asset Management (Hong Kong) Co. Limited and has not been reviewed by the SFC. The SFC takes no responsibility for the content of this document and makes no representation as to its accuracy or completeness. Investors should not only base on this document alone to make investment decisions.

Investment involves risks and the fund's unit prices may go down as well as up. Its past performance is not indicative of future performance. Investor should refer to the fund's offering document for further details (including the risk factors and charges), and where necessary seek professional advice before making any investment decision. The investment decision is the investor's. Unless the intermediary has explained to the investor the terms of the fund and has taken into account the investor's financial situation, investment experience and investment objective, the investor should not invest in the fund.

Ping An of China Asset Management (Hong Kong) Co. Ltd. does not accept any liability or responsibility for the information contained in this document or any investment decision or other action you may take in reliance upon the information contained in this document. This document is for your information and reference only, and does not constitute an offer.

For more information about our ETFs, please visit our website: <http://asset.pingan.com.hk>