



CSOP S&P NEW CHINA SECTORS ETF

Stock Code: 3167



All information as of 31 August 2017

IMPORTANT: Investment involves risks. Investment value may rise or fall. Past performance information presented is not indicative of future performance. Investors should refer to the Prospectus and the Product Key Facts Statement for further details, including product features and risk factors. Investors should not base on this material alone to make investment decisions.

- CSOP S&P New China Sectors ETF (the "Sub-fund") is a physical index tracking exchange traded fund and it aims to provide investment results that, before deduction of fees and expenses, closely correspond to the performance of the underlying index, namely, S&P New China Sectors Index (the "Index").
- The Sub-Fund's investments are concentrated in mainland China- and Hong Kong-domiciled companies in selected consumption and service-oriented industries. The value of the Sub-Fund may be more volatile than that of a fund having a more diverse portfolio of investments.
- China is considered as an emerging market and investing in China market may involve increased risks such as liquidity risks, currency risks/control, political and economic uncertainties, legal/regulatory and taxation risks, settlement risks, custody risk and the likelihood of a high degree of volatility.
- The trading price of the Units on the SEHK is driven by market factors such as the demand and supply of the Units. Therefore, the Units may trade at a substantial premium or discount to the Sub-Fund's NAV.
- The Manager may, at its discretion, pay dividends out of capital. Payment of dividends out of capital or effectively out of the capital amounts to a return or withdrawal of part of an investor's original investment or from any capital gains attributable to that original investment. Any such distributions may result in an immediate reduction of the NAV per Unit of the Sub-fund.

Investment Objective

The investment objective of the Sub-Fund is to provide investment results that, before deduction of fees and expenses, closely correspond to the performance of the S&P New China Sectors Index (the "Underlying Index").

Fund Information

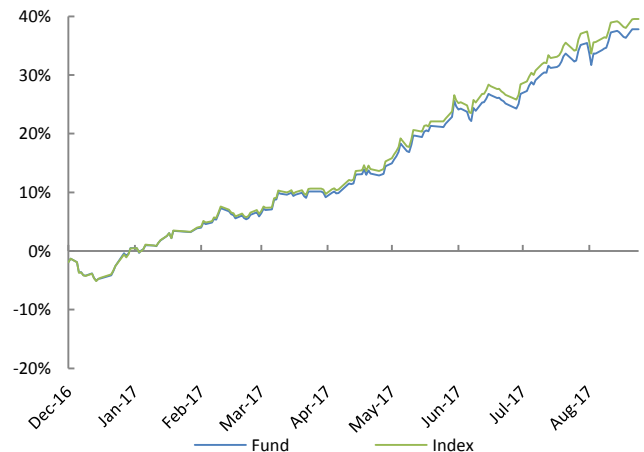
Legal Structure	Hong Kong Unit Trust
Manager	CSOP Asset Management Limited
Exchange Listing	SEHK – Main Board
Investment Strategy	Full Replication Strategy
Fund Size	HKD 212.43 million
Units Outstanding	3,100,000
Base Currency	HKD
Share Class Currency	HKD
Dividend Frequency ⁴	Annually
Trustee and Registrar	HSBC Institutional Trust Services (Asia) Limited

Cumulative Performance(%)¹

	1 Month	6 Month	1 Year	3 Year	Since Listing ³
Fund	3.44	30.51	-	-	37.12
Index ²	3.40	31.81	-	-	38.93

Calendar Year Performance(%)¹

	2013	2014	2015	2016 ³	2017YTD
Fund	-	-	-	-4.59	43.72
Index ²	-	-	-	-4.42	45.35



Source: Bloomberg

Share Class Information

	Net Asset Value	Listing Date	ISIN Code	Exchange Ticker	Bloomberg Code	Trading Lot Size	Management Fee	Last Distribution ⁵
HKD	68.5245	08-Dec-16	HK0000316767	3167	3167 HK Equity	50 units	0.99% p.a.	-

Footnote:

1. Fund performance is calculated in HKD on NAV to NAV basis with all income and capital gains re-invested.
2. The Fund's underlying index is S&P New China Sectors Index (Bloomberg Ticker: SPNCSSH Index), which is a net total return index.
3. Calculated since the listing date of 08 December 2016.
4. The Manager intends to distribute income to unitholders annually (in December) having regard to the Sub-Fund's net income after fees and costs. The Manager may, at its discretion, pay dividend out of or effectively pay dividend out of capital. Distributions for all units will be in HKD only.
5. The Fund is newly launched and has not made any dividend payments yet.



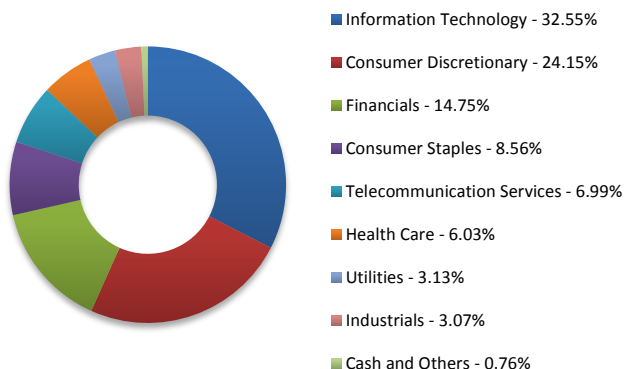
CSOP S&P NEW CHINA SECTORS ETF

Stock Code: 3167



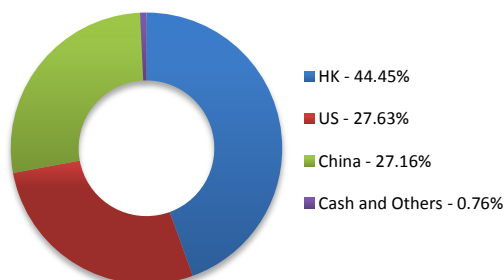
All information as of 31 August 2017

Sector Breakdown



Source: Bloomberg

Country Allocation



Source: Bloomberg

Top 10 Holdings

Company	% of NAV
ALIBABA GROUP HOLDING-SP ADR	12.31
TENCENT HOLDINGS LTD	10.83
AIA GROUP LTD	7.16
BAIDU INC - SPON ADR	4.78
CHINA MOBILE LTD	4.51
PING AN INSURANCE GROUP CO-H	3.12
JD.COM INC-ADR	3.11
KWEICHOW MOUTAI CO LTD-A	2.30
GREE ELECTRIC APPLIANCES I-A	1.95
CHINA LIFE INSURANCE CO-H	1.83

Participating Dealers

BNP Paribas Securities Services
ABN AMRO Clearing Hong Kong Limited

Market Makers

BNP Paribas Securities Services
Commerz Securities Hong Kong Limited

Index Disclaimer

The "S&P New China Sectors Index" is a product of S&P Dow Jones Indices LLC ("SPDJI"), and has been licensed for use by CSOP Asset Management Limited. Standard & Poor's® and S&P® are registered trademarks of Standard & Poor's Financial Services LLC ("S&P"); Dow Jones® is a registered trademark of Dow Jones Trademark Holdings LLC ("Dow Jones"); These trademarks have been licensed for use by SPDJI and sublicensed for certain purposes by CSOP Asset Management Limited. The CSOP S&P New China Sectors ETF is not sponsored, endorsed, sold or promoted by SPDJI, Dow Jones, S&P, their respective affiliates and none of such parties make any representation regarding the advisability of investing in such product(s) nor do they have any liability for any errors, omissions, or interruptions of the S&P New China Sectors Index.

This material has not been reviewed by the Securities and Futures Commission.

Issuer: CSOP Asset Management Limited