

HANG SENG INDEX ETF

(SEHK STOCK CODE : 2833 – HKD Counter /82833 – RMB Counter)

www.hangsenginvestment.com

IMPORTANT RISK WARNINGS / FUND INFORMATION FOR HONG KONG INVESTORS

- Hang Seng Index ETF (the "HSI ETF") is an index-tracking fund which aims to match, before expenses, as closely as practicable the performance of the Hang Seng Index (the "Index"). The HSI ETF invests primarily in the constituent stocks of the Index.
- The HSI ETF is different from a typical unit trust as it is listed on The Stock Exchange of Hong Kong Limited, and like other listed stocks, carry similar risks such as liquidity risk and risk of trading suspension. The market price per Unit could be significantly higher or lower than its Net Asset Value per Unit due to market demand and supply, liquidity and scale of trading spread in the secondary market and will fluctuate during the trading day.
- The HSI ETF is subject to tracking error risks, risks associated with passive investments and risks of concentration of investments in a single market/several constituent stocks of the Index.
- The HSI ETF is also subject to dual counter risks, RMB trading and settlement risks, RMB currency and foreign exchange risks and reliance on market maker risks.
- The Manager may, at its discretion, pay dividend out of capital. The Manager may also, at its discretion, pay dividend out of gross income while all or part of the fees and expenses of the HSI ETF are charged to/paid out of the capital of the HSI ETF, resulting in an increase in distributable income for the payment of dividends by the HSI ETF and therefore, the HSI ETF may effectively pay dividend out of capital. Payment of dividends out of capital or effectively out of capital amounts to a return or withdrawal of part of an investor's original investment or from any capital gains attributable to that original investment. Any distributions involving payment of dividends out of the capital of the HSI ETF or effectively out of the capital of the HSI ETF may result in an immediate reduction of the Net Asset Value per Unit of the HSI ETF.
- Investment involves risks and investors may lose substantial part of their investment in the HSI ETF.
- Investors should not only base on this factsheet alone to make investment decisions, but should read the HSI ETF's offering documents (including the full text of the risk factors stated therein) in detail.

INVESTMENT OBJECTIVE

HSI ETF is an index-tracking fund that seeks to provide investment returns for investors that match the performance of the Index as closely as practicable.

FACTS

Exchange Listing	The Stock Exchange of Hong Kong – Main Board
Establishment Date	13 September 2004
Stock Code	2833 – HKD Counter 82833 – RMB Counter
Tracked Index	Hang Seng Index
Trading Board Lot Size	100 Units – HKD Counter 100 Units – RMB Counter
Trading Currency	HKD – HKD Counter RMB – RMB Counter
Base Currency	HKD
Short Sell	Allowed (uptick rule exempted)
Dividend Payout Frequency	Quarterly (if any) ⁽¹⁾
Web Site	www.hangsenginvestment.com
Manager	Hang Seng Investment Management Limited
Trustee	ALA Company (Trustee) Limited
In-kind Creation or Redemption	Minimum 50,000 Units (or multiples thereof) through Participating Dealers Only

(1) With effect from 29 May 2017, the Manager intends to make declaration of distribution quarterly in March, June, September and December (instead of semi-annually in June and November) of each year.

KEY FIGURES

Market Closing Price	HKD 262.00 – HKD Counter RMB 227.60 – RMB Counter
Net Asset Value (NAV)	HKD 262.28 per Unit
Total Asset Value	HKD 49,690.32 Million
Issued Units	189,455,131
Average Daily Turnover (Jun 17)	HKD 12.243 Million – HKD Counter RMB 0.533 Million – RMB Counter
Number of Stocks held	50
Current Management Fee	0.05% p.a.
Current Trustee Fee	0.05% per annum on the first HKD600 million of the Net Asset Value; and 0.03% per annum on Net Asset Value in excess of HKD600 million

TOP HOLDINGS

HSBC Holdings	10.52%
Tencent Holdings	10.28%
ALA Group	8.37%
China Construction Bank	7.97%
China Mobile	6.19%
Industrial and Commercial Bank of China	4.73%
Bank of China	3.70%
Ping An Insurance	3.26%
CK Hutchison Holdings	3.22%
Hong Kong Exchanges & Clearing	2.86%

Please read the disclaimer in relation to the Index in the HSI ETF's Hong Kong Offering Document. The HSI ETF has been authorized by the Securities and Futures Commission in Hong Kong ("SFC"). (SFC authorisation is not a recommendation or endorsement of the HSI ETF nor does it guarantee the commercial merits of the HSI ETF or its performance. It does not mean the HSI ETF is suitable for all investors nor is it an endorsement of its suitability for any particular investor or class of investors.) Certain information contained in this factsheet is obtained and prepared from sources which Hang Seng Investment Management Limited ("HSIM") reasonably believes to be reliable. For information sourced externally (as disclosed), HSIM has reasonable belief that such information is accurate and complete. This factsheet is for your information and reference only, and does not constitute any offer, solicitation or recommendation to buy or sell Units in the HSI ETF. Investors should note that investment involves risks and not all investment risks are predictable. Prices of fund units may go up as well as down and past performance information presented is not indicative of future performance. Before making any investment decisions, investors should read the Hong Kong Offering Document of the HSI ETF (including the full text of the risk factors stated therein (such as the arrangement in the event that the HSI ETF is delisted)) in detail and obtain appropriate professional advice where necessary. This factsheet has not been reviewed by the SFC.

Issued by Hang Seng Investment Management Limited, a wholly-owned subsidiary of Hang Seng Bank

PERFORMANCE

Performance in Price Return *

	3 Mths	6 Mths	1 Yr	3 Yrs	5 Yrs	L-T-D
HSI ETF - HKD Counter	6.60%	17.37%	23.83%	11.54%	33.85%	99.06%
Hang Seng Index	6.86%	17.11%	23.90%	11.10%	32.52%	96.08%
	Y-T-D	2016	2015	2014	2013	2012
HSI ETF - HKD Counter	17.37%	0.35%	-7.10%	1.77%	3.18%	23.08%
Hang Seng Index	17.11%	0.39%	-7.16%	1.28%	2.87%	22.91%

Performance in Total Return

	3 Mths	6 Mths	1 Yr	3 Yrs	5 Yrs	L-T-D
HSI ETF - HKD Counter	8.31%	19.25%	27.27%	22.65%	55.57%	193.75%
Hang Seng Index	8.43%	19.42%	27.65%	23.30%	57.28%	200.36%
	Y-T-D	2016	2015	2014	2013	2012
HSI ETF - HKD Counter	19.25%	3.86%	-4.06%	5.03%	6.15%	26.90%
Hang Seng Index	19.42%	4.13%	-4.06%	5.30%	6.36%	27.22%

* HSI ETF: Unit price-to-Unit price return, with no dividend reinvested. (Source: Unit Prices are provided by HSBC Provident Fund Trustee (Hong Kong) Limited. The performance information of the HSI ETF is provided by the Manager.) The performance information presented is for reference only.

Index: Price return with no dividend reinvested. Source: Hang Seng Indexes Company Limited.
* HSI ETF: Unit price-to-Unit price return, total return with dividend (if any) reinvested. (Source: Unit Prices are provided by HSBC Provident Fund Trustee (Hong Kong) Limited. The performance information of the HSI ETF is provided by the Manager.) Please note that the Units of the HSI ETF currently available are income units only. The performance information presented is calculated based on the assumption that there were no distributions to Unitholders, and is for reference only.
Index: Total return with dividend reinvested, net of PRC withholding tax. Source: Hang Seng Indexes Company Limited.

DIVIDEND HISTORY

Start Date to 12 Dec 2014 (total 21 distributions)	HKD 62.30 aggregated dividend per unit
Ex. Dividend Date	26 Jun 2015
	10 Dec 2015
	24 Jun 2016
	13 Dec 2016
	19 Jun 2017
	HKD4.80 per unit
	HKD3.00 per unit
	HKD4.80 per unit
	HKD2.80 per unit
	HKD4.20 per unit

(Source: HSBC Provident Fund Trustee (Hong Kong) Limited. All information as at 30 Jun 2017.)

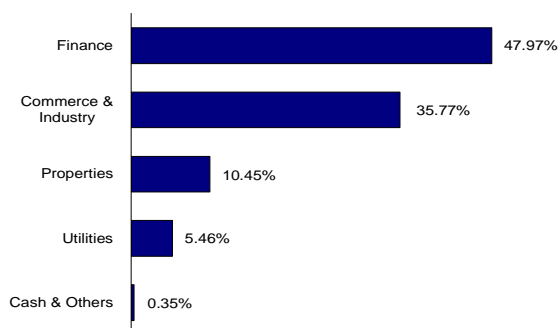


HANG SENG INDEX ETF

(SEHK STOCK CODE : 2833 – HKD Counter /82833 – RMB Counter)

www.hangsenginvestment.com

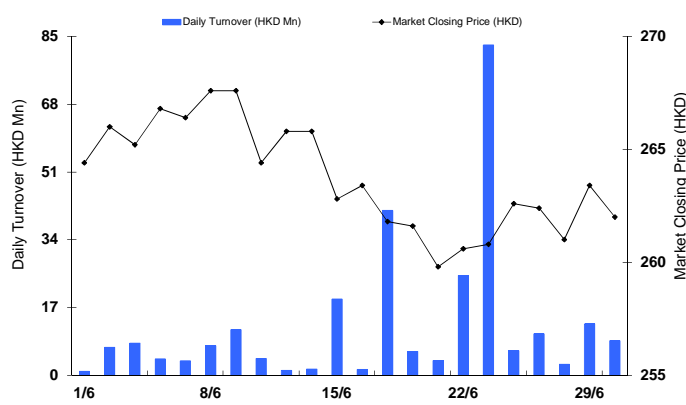
ASSET ALLOCATION



(Source: HSBC Provident Fund Trustee (Hong Kong) Limited. All information as at 30 Jun 2017.)

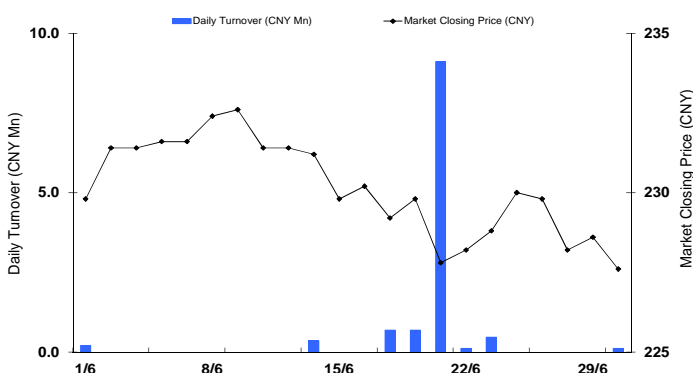
DAILY TURNOVER & MARKET CLOSING PRICE

HKD Counter



Source : HKEx

RMB Counter



Source : HKEx

LIST OF PARTICIPATING DEALERS *

ABN AMRO Clearing Hong Kong Limited
 BNP Paribas Securities Services
 BOCI Securities Limited
 China Merchants Securities (HK) Co., Ltd.
 Credit Suisse Securities (Hong Kong) Limited
 DBS Vickers (Hong Kong) Limited
 Deutsche Securities Asia Limited
 Goldman Sachs (Asia) Securities Limited
 Hang Seng Securities Limited
 Merrill Lynch Far East Limited
 Morgan Stanley Hong Kong Securities Limited
 Nomura International (Hong Kong) Limited
 Phillip Securities (Hong Kong) Limited
 SG Securities (HK) Limited
 Yuanta Securities (Hong Kong) Company Limited

+ Please visit www.hangsenginvestment.com for the latest list.

LIST OF MARKET MAKERS *

HKD Counter

Bluefin HK Ltd.
 Commerz Securities Hong Kong Ltd
 Deutsche Securities Asia Ltd.
 IMC Asia Pacific Ltd.
 Merrill Lynch Far East Ltd.
 Phillip Securities (HK) Ltd.

RMB Counter

China Merchants Securities (HK) Co., Ltd
 Commerz Securities Hong Kong Ltd
 Merrill Lynch Far East Limited

+ Please visit www.hangsenginvestment.com for the latest list.

Please read the disclaimer in relation to the Index in the HSI ETF's Hong Kong Offering Document. The HSI ETF has been authorized by the Securities and Futures Commission in Hong Kong ("SFC"). (SFC authorisation is not a recommendation or endorsement of the HSI ETF nor does it guarantee the commercial merits of the HSI ETF or its performance. It does not mean the HSI ETF is suitable for all investors nor is it an endorsement of its suitability for any particular investor or class of investors.) Certain information contained in this factsheet is obtained and prepared from sources which Hang Seng Investment Management Limited ("HSIM") reasonably believes to be reliable. For information sourced externally (as disclosed), HSIM has reasonable belief that such information is accurate and complete. This factsheet is for your information and reference only, and does not constitute any offer, solicitation or recommendation to buy or sell Units in the HSI ETF. Investors should note that investment involves risks and not all investment risks are predictable. Prices of fund units may go up as well as down and past performance information presented is not indicative of future performance. Before making any investment decisions, investors should read the Hong Kong Offering Document of the HSI ETF (including the full text of the risk factors stated therein (such as the arrangement in the event that the HSI ETF is delisted)) in detail and obtain appropriate professional advice where necessary. This factsheet has not been reviewed by the SFC.

Issued by Hang Seng Investment Management Limited, a wholly-owned subsidiary of Hang Seng Bank



恒生投資
HANG SENG INVESTMENT