

82834/
2834/
9834

iShares NASDAQ 100 Index ETF

As of 31/12/2016

iShares[®]
by **BLACKROCK**[®]

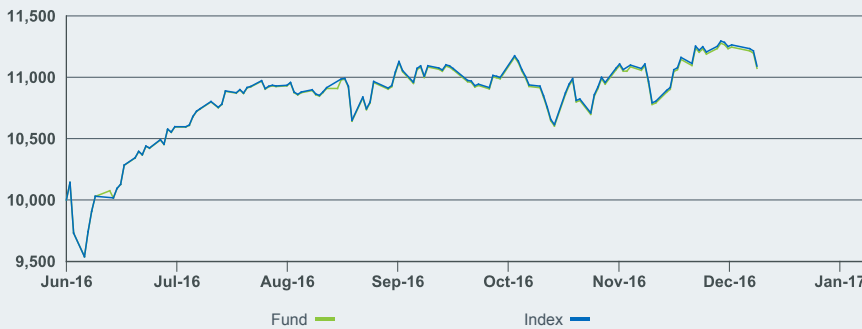
IMPORTANT: Investment involves risk, including the loss of principal. Investors should refer to the Prospectus and Key Facts Statement of the iShares NASDAQ 100 Index ETF (the "ETF") for details, including the risk factors. Investors should not base investment decisions on this marketing material alone. Investors should note:

- The ETF aims to provide investment results that, before fees and expenses, closely correspond to the performance of the NASDAQ 100 Index.
- Due to the ETF's concentration in companies in the technology sector, the price volatility of the ETF may be greater than that of ETFs tracking more broad-based indices.
- All units will receive distributions in the base currency, USD, only. In the event that a unitholder has no USD account, the unitholder may have to bear the fees and charges associated with the conversion of such dividend distributions from USD to HKD, RMB or any other currency; and (ii) the other bank or financial institutional fees and charges associated with the handling of the distribution payment. Unitholders are advised to check with their brokers regarding arrangements for distribution.
- Investors may be subject to additional costs or losses associated with foreign currency fluctuations between the base currency and the HKD or RMB trading currency. Furthermore, RMB is currently not freely convertible and is subject to exchange controls and restrictions.
- The ETF may be subject to tracking error risk, which is the risk that its performance may not track that of the underlying index exactly.
- The units of the ETF are traded on the SEHK. The trading price of the units is subject to market forces and may trade at a substantial premium or discount to the ETF's NAV, which may also increase due to the differences in trading hours between the NASDAQ and the SEHK. As the NASDAQ may be open when units of the ETF are not priced, the securities' values in the ETF may change on days when investors cannot trade the units.
- The price of units traded in different counters may deviate significantly. If there is a suspension of the inter-counter transfer of units between the counters and/or any limitation on the level of services provided by brokers and CCASS participants, unitholders can only trade their units in one counter.
- The Manager may at its discretion pay distributions out of capital, or effectively out of capital, of the ETF. Payment of distributions out of capital or effectively out of capital amounts to a return or withdrawal of part of an investor's original investment or from any capital gains attributable to that original investment. Any such distributions may result in an immediate reduction of the NAV per unit.

INVESTMENT OBJECTIVE

The iShares NASDAQ 100 Index ETF aims to provide investment results that, before fees and expenses, closely correspond to the performance of the NASDAQ 100 Index (the "Underlying Index").

GROWTH OF 10,000 HKD SINCE INCEPTION



Estimated Annual Tracking Difference = -0.32%

This is an estimated annual tracking difference.

Tracking Difference is the return difference between an ETF and its underlying index over a certain period of time.

Tracking Error measures how consistently an ETF follows its underlying index. It is the volatility (measured by standard deviation) of that return difference. Tracking Error is annualized based on the number of dealing days in the past year when daily tracking difference is calculated.

Performance is calculated based on NAV-to-NAV with dividend reinvested.

Performance is calculated in the base currency of the iShares Fund, including ongoing charges and taxes, and excluding your trading costs on SEHK.

Fund listing Date: 29/6/2016

Source: BlackRock, The NASDAQ OMX Group Inc.

Index Provider: The NASDAQ OMX Group Inc.

CUMULATIVE AND ANNUALIZED PERFORMANCE

	Cumulative				Annualized		
	1 Month	3 Month	YTD	1 Year	3 Year	5 Year	Since Inception
Index Fund	1.10%	-0.10%	N/A	N/A	N/A	N/A	N/A
Index	1.13%	-0.02%	N/A	N/A	N/A	N/A	N/A

CALENDAR YEAR PERFORMANCE

	2016*	2015	2014	2013	2012
Index Fund	10.73%	N/A	N/A	N/A	N/A
Index	10.91%	N/A	N/A	N/A	N/A

FUND DETAILS

Listing Date	29/06/2016
Inception Date	22/06/2016
Index	NASDAQ-100®
Number of Holdings	106
Net Assets of Share Class	7,845,929 USD
Management Fee	0.28%
Units Outstanding	6,800,000
Domicile	Hong Kong
Base Currency	USD
Bloomberg Index Ticker	XNDXNNR

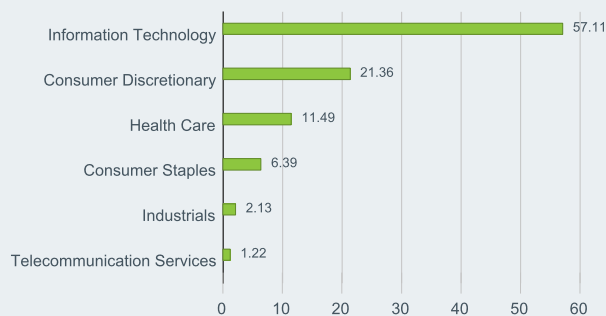
TOP 10 HOLDINGS (%)

APPLE INC	10.88
MICROSOFT CORP	8.51
AMAZON COM INC	6.30
FACEBOOK CLASS A INC	4.73
ALPHABET INC CLASS C	4.68
ALPHABET INC CLASS A	4.12
INTEL CORPORATION CORP	3.04
COMCAST A CORP	2.90
CISCO SYSTEMS INC	2.68
AMGEN INC	1.93
Total	49.77

Holdings are subject to change.

Performance is calculated based on NAV-to-NAV with dividend reinvested. Performance is calculated in the base currency of the Index Fund, including ongoing charges and taxes, and excluding your trading costs on SEHK. Investment involves risk, including the loss of principal. Past performance does not represent future returns.

SECTOR BREAKDOWN (%)

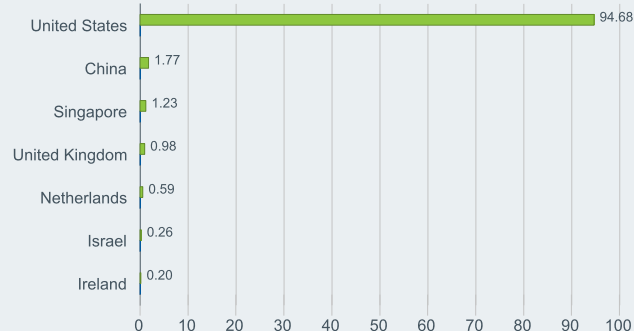


As a percentage of NAV of the Fund. Please note this data excludes underlying investments of any exchange traded funds that may be invested by the Fund.
Based on Global Industry Classification Standard (GICS)

PARTICIPATING DEALERS

Citigroup Global Markets Asia Limited
Credit Suisse Securities (Hong Kong) Limited
ABN AMRO Clearing Hong Kong Limited
Goldman Sachs (Asia) Securities Limited
The Hongkong and Shanghai Banking Corporation Limited
J.P. Morgan Broking (Hong Kong) Limited
Merrill Lynch Far East Limited
UBS Securities Hong Kong Limited

COUNTRY BREAKDOWN (%)



Geographic exposure relates principally to the domicile of the issuers of the securities held in the product, added together and then expressed as a percentage of the product's total holdings. However, in some instances it can reflect the country where the issuer of the securities carries out much of their business. Due to rounding, the total may not be equal to 100%.

TRADING INFORMATION

Exchange		Hong Kong Stock Exchange		
Board Lots	100	100	100	
Trading Currency	CNH	HKD	USD	
Stock Code	82834	2834	9834	
Bloomberg Ticker	82834 HK	2834 HK	9834 HK	
ISIN	HK0000297660	HK0000297652	HK0000297678	
SEDOL	BDB7F83	BDB7F72	BDB7F94	

Disclaimer: Unless otherwise specified, all information as of the month end. Sources: BlackRock and Nasdaq OMX. The above iShares Funds data is for information only. Investment involves risk, including possible loss of principal. Investment in emerging market countries may involve heightened risks such as increased volatility and lower trading volume, and may be subject to a greater risk of loss than investment in a developed country. Before deciding to invest, investors should read the Prospectus and Key Fact Statements for details, including the risk factors. Performance is calculated on NAV to NAV basis, inclusive of all transaction fees and assumes dividend reinvestment. The investment returns are denominated in base currency, which may be a foreign currency. If so, US/HK dollar-based investors are therefore exposed to fluctuations in the US/HK dollar/foreign currency exchange rate. Rates of exchange may cause the value of investments to go up or down. Investors may not get back the amount they invest. Individual stock prices/performance do not represent the return of the Fund. Investment return and principal value of an investment will fluctuate so that an investor's shares, when sold or redeemed, may be worth more or less than the original cost. Index returns are for illustrative purposes only and do not represent actual iShares Funds or iShares Trusts performance. Index performance returns do not reflect any management fees, transaction costs or expenses. Indexes are unmanaged and one cannot invest directly in an index. Past performance does not guarantee future results.

For investors in Singapore: Issued by BlackRock (Singapore) Limited (Co. registration no. 200010143N) for accredited and institutional investors only. The Fund is not authorised or recognised by the Monetary Authority of Singapore ("MAS") and is not allowed to be offered to the Singapore retail public. This is not a prospectus as defined in the Securities and Futures Act, Chapter 289 of Singapore (the "SFA"). Accordingly, statutory liability under the SFA in relation to the content of prospectuses would not apply. You should consider carefully whether the investment is suitable for you. This has not been registered as a prospectus with the Monetary Authority of Singapore. Accordingly, this and any other document or material in connection with the offer or sale, or invitation for subscription or purchase, of interests may not be circulated or distributed, nor may interests be offered or sold, or be made the subject of an invitation for subscription or purchase, whether directly or indirectly, to persons in Singapore other than (I) to an institutional investor (as defined in Section 4A of the SFA) under Section 304 of the SFA, (II) to relevant person (as defined in Section 305(5) of the SFA), or any person pursuant to Section 305(2), and in accordance with the conditions, specified in Section 305 of the SFA or (III) otherwise pursuant to, and in accordance with the conditions of, any other applicable provision of the SFA.

Index disclaimer: Nasdaq®, is a registered trademark of the NASDAQ OMX Group, Inc. (referred to below as "corporation" jointly with its affiliates) and is licensed for use by BlackRock. The corporation bears no liability for the legality or suitability of iShares funds. iShares funds are not issued, subscribed, sold or promoted by the corporation. The corporation makes no warranties and bears no liability with respect to iShares funds.

Issued by BlackRock Asset Management North Asia Limited. This material and the website have not been reviewed by the Securities and Futures Commission of Hong Kong. BlackRock is a registered trademark of BlackRock, Inc. ©2016 BlackRock, Inc.