

3010/
83010/
9010

iShares Core MSCI AC Asia ex Japan Index ETF

As of 28/02/2018

iShares[®]
by **BLACKROCK**[®]

IMPORTANT: Investment involves risk, including the loss of principal. Investors should refer to the Prospectus and Key Facts Statement of the iShares Core MSCI AC Asia ex Japan Index ETF (the "ETF") for details, including the risk factors. Investors should not base investment decisions on this marketing material alone. Investors should note:

- The ETF aims to provide investment results that, before fees and expenses, closely correspond to the performance of the MSCI All Country Asia Ex Japan Index. The exposure of the ETF is concentrated in the Asian market and may be more volatile than funds adopting a more geographically diversified strategy.
- The ETF is subject to tracking error risk, which is the risk that its performance may not track that of the underlying index exactly.
- The ETF invests in emerging market countries in Asia. Investments in emerging markets are generally subject to a greater risk of loss than investments in a developed market.
- The ETF invests in stocks of large to mid-capitalisation companies. Stocks of mid-capitalisation companies may have lower liquidity and higher volatility compared to stocks of larger capitalisation companies.
- The ETF may invest in other iShares ETFs which provide exposure to Indian securities to track the performance of Indian constituents of the Index, and in other ETFs for cash management and contingency purposes. Conflicts of interest may arise if the Manager also acts as manager of the other ETFs invested by the ETF. There is also no guarantee these ETFs which the ETF invests will achieve their respective investment objectives and any tracking error of these ETFs and difference of the underlying constituents will contribute to the tracking error of the ETF.
- The ETF's Base Currency is in USD but has units traded in HKD and RMB (in addition to USD). Investors may be subject to additional costs or losses associated with foreign currency fluctuations between the Base Currency and the RMB or HKD trading currency when trading units in the secondary market.
- RMB is currently not freely convertible and is subject to exchange controls and restrictions. Non-RMB based investors are exposed to foreign exchange risk on RMB-denominated investments.
- If there is a suspension of the inter-counter transfer of units between the counters and/or any limitation on the level of services provided by brokers and CCASS participants, Unitholders will only be able to trade their units in one counter. The market price of units traded in each counter may deviate significantly.
- The Manager may at its discretion pay dividends out of the capital of the ETF. Payment of dividends out of capital amounts to a return or withdrawal of part of an investor's original investment or from any capital gains attributable to that original investment. Any distributions involving payment of dividends out of the ETF's capital may result in an immediate reduction of the Net Asset Value ("NAV") per Unit.
- Trading prices on the SEHK is subject to market forces and may trade at a substantial premium or discount to the NAV.

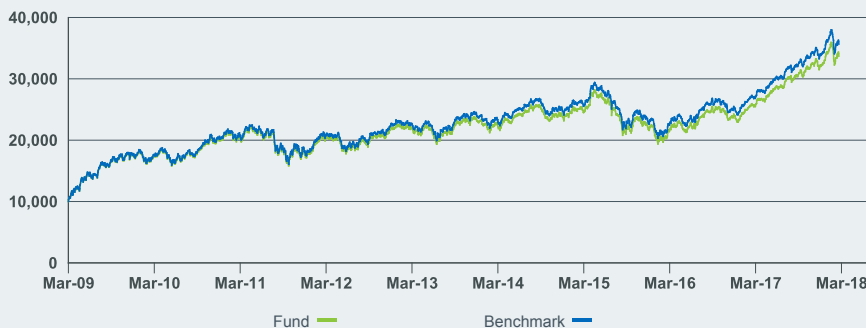
INVESTMENT OBJECTIVE

The iShares Core MSCI AC Asia ex Japan Index ETF seeks to track the investment results of an index composed of Asian equities, excluding Japan.

WHY 3010 / 83010 / 9010?

- 1 Physical exposure to large and mid-cap companies in emerging and developed Asian countries (ex-Japan)
- 2 Cost-efficient access to Asian (ex-Japan) equity markets in a single fund
- 3 Use to express a view on Asian equity with a diversified exposure

GROWTH OF 10,000 USD SINCE INCEPTION



The chart shows change of investment amount based on a hypothetical investment in the Fund.

ANNUALIZED PERFORMANCE (% USD)

	1 Year	3 Year	5 Year	10 Year	Since Inception
Fund	31.19%	10.08%	8.73%	N/A	14.51%
Benchmark	31.93%	10.66%	9.35%	N/A	15.24%

CALENDAR YEAR PERFORMANCE (% USD)

	2017	2016	2015	2014	2013
Fund	41.30%	5.13%	-8.05%	3.87%	5.47%
Benchmark	41.72%	5.44%	-7.15%	4.40%	6.30%

The Index changed from the MSCI Asia APEX 50 Index to the MSCI All Country Asia Ex Japan Index on 27 July 2015. The performance of the iShares Fund prior 27 July 2015 was achieved under circumstances that no longer apply. For 2015 calendar year performance details, please refer to the relevant product webpage

FUND DETAILS

Asset Class	Equity
Inception Date	12/03/2009
Benchmark	MSCI AC Asia ex Japan Index
Number of Holdings	650
Net Assets	896,736,711 USD
Management Fee	0.28%
Units Outstanding	122,480,000
Domicile	Hong Kong
Base Currency	USD
Bloomberg Benchmark	M1CXBRLG
Ticker	

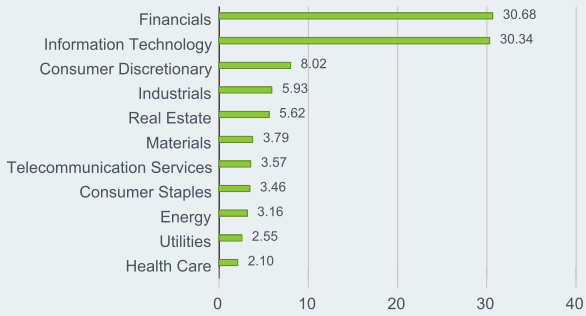
TOP 10 HOLDINGS (%)

TENCENT HOLDINGS LTD	6.53
ISHARES MSCI INDIA ETF	6.52
ALIBABA GROUP HOLDING ADR	
REPRESEN	4.45
SAMSUNG ELECTRONICS LTD	4.38
TAIWAN SEMICONDUCTOR	
MANUFACTURING	4.31
ISHARES MSCI INDIA INDEX ETF	2.50
AIA GROUP LTD	2.10
CHINA CONSTRUCTION BANK CORP H	1.82
Baidu ADR REPTG INC CLASS A	1.44
INDUSTRIAL AND COMMERCIAL BANK OF	1.32
Total	35.37

Holdings are subject to change.

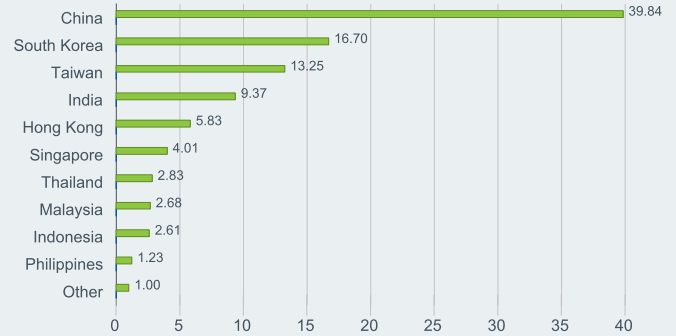
Performance is calculated based on NAV-to-NAV with dividend reinvested. Performance is calculated in the base currency of the Index Fund, including ongoing charges and taxes, and excluding your trading costs on SEHK. Investment involves risk, including the loss of principal. Past performance does not represent future returns.

SECTOR BREAKDOWN (%)



As a percentage of NAV of the Fund.

COUNTRY BREAKDOWN (%)



Geographic exposure relates principally to the domicile of the issuers of the securities held in the product, added together and then expressed as a percentage of the product's total holdings. However, in some instances it can reflect the country where the issuer of the securities carries out much of their business. Due to rounding, the total may not be equal to 100%.

TRADING INFORMATION

Exchange	Hong Kong Stock Exchange		
Board Lots	100	100	100
Trading Currency	HKD	CNH	USD
Stock Code	3010	83010	9010
Bloomberg Ticker	3010 HK	83010 HK	9010 HK
ISIN	HK0000051877	HK0000310034	HK0000310042
SEDOL	B5ZNQT9	BD5CRT9	BD5CRV1

Disclaimer Unless otherwise specified, all information as of the month end. Sources: BlackRock and MSCI Barra. The above iShares Funds data is for information only.

Investment involves risk, including possible loss of principal. Investment in emerging market countries may involve heightened risks such as increased volatility and lower trading volume, and may be subject to a greater risk of loss than investment in a developed country. Before deciding to invest, investors should read the Prospectus and Key Fact Statements for details, including the risk factors. Performance is calculated on NAV to NAV basis, inclusive of all transaction fees and assumes dividend reinvestment. The investment returns are denominated in base currency, which may be a foreign currency. If so, US/HK dollar-based investors are therefore exposed to fluctuations in the US/HK dollar/foreign currency exchange rate. Rates of exchange may cause the value of investments to go up or down. Investors may not get back the amount they invest. Individual stock prices/performance do not represent the return of the Fund. Investment return and principal value of an investment will fluctuate so that an investor's shares, when sold or redeemed, may be worth more or less than the original cost. Index returns are for illustrative purposes only and do not represent actual iShares Funds or iShares Trusts performance. Index performance returns do not reflect any management fees, transaction costs or expenses. Indexes are unmanaged and one cannot invest directly in an index. Past performance shown is not indicative of future performance.

Index disclaimer MSCI and the MSCI Index names are service mark(s) of MSCI Inc. ("MSCI") or its affiliates and have been licensed for certain purposes by BlackRock. The Fund is not sponsored, endorsed, sold or promoted by MSCI. Nor does MSCI make any representation or warranty, express or implied, regarding the index(es) or the advisability of investing in any fund. iShares Funds are not sponsored, endorsed, sold or promoted by MSCI. Nor does this company make any representation regarding the advisability of investing in iShares Funds.

Issued by BlackRock Asset Management North Asia Limited. This material and the website have not been reviewed by the Securities and Futures Commission of Hong Kong. BlackRock is a registered trademark of BlackRock, Inc. ©2018 BlackRock, Inc. All rights reserved. iShares® and BlackRock® are registered trademarks of BlackRock, Inc., or its subsidiaries in the United States and elsewhere. All other trademarks, servicemarks or registered trademarks are the property of their respective owners.