

**IMPORTANT:** Investment involves risk, including the loss of principal. Investors are advised to consider their own investment objectives and circumstances in determining the suitability of an investment in the iShares RMB Bond Index ETF (the "Index Fund"). An investment in this Index Fund may not be suitable for everyone. If you are in any doubt, you should consult your stockbroker, bank manager, solicitor, accountant or other financial adviser for independent financial advice. Investors should refer to the Index Fund prospectus for further details, including the product features and risk factors. Investors should not only base on this marketing material alone to make investment decisions. Investors should note:

- The Index Fund aims to provide investment results that, before fees and expenses, closely correspond to the performance of the Citi RMB Bond Capped Index (the "Underlying Index"). The Index Fund invests primarily in Renminbi ("RMB") denominated bonds that are issued and settled outside of the PRC. However, the Manager may also invest in RMB-denominated bonds and other securities that are not included in the Underlying Index when it believes that so doing will help the Index Fund achieve its investment objective.
- The Index Fund may include below investment grade and non-rated securities subject to an aggregate cap of 30% at every month end.
- RMB is not a freely convertible currency as it is subject to foreign exchange control policies of the PRC government. Any PRC government's policies on exchange control and repatriation restrictions are subject to change and may reduce the depth of the RMB market in Hong Kong and the liquidity of the Index Fund. The liquidity and trading price of the units of the Index Fund may be adversely affected by the limited availability of off-shore RMB.
- The offshore RMB bond market is a relatively small and new market and makes it more susceptible to volatility and illiquidity. The operation of the market as well as new issuances could be disrupted causing a drop in the Underlying Index level and accordingly a fall in the Net Asset Value of the Index Fund.
- Currently, the exposure of the Index Fund is concentrated in the PRC and may be more volatile than funds adopting a more diversified strategy. Further, investing in emerging markets involves a greater risk of loss than investing in more developed markets due to, among other factors, greater political, tax, economic, foreign exchange, liquidity and regulatory risks.
- The novelty and relatively untested nature of the dual counter may bring additional risks for investing in the Index Fund relative to single counter ETFs. If there is a suspension of the inter-counter transfer of units between the RMB counter and the HKD counter, unitholders will only be able to trade their units in the relevant counter on the SEHK. The market prices on the SEHK of units traded in RMB and of units traded in HKD may deviate significantly due to different factors such as market liquidity, supply and demand in each counter and the exchange rate between RMB and HKD (in both the onshore and offshore markets). Not all brokers and CCASS participants may be familiar with and able to buy Units in one counter and to sell Units in the other or to carry out inter-counter transfers of Units or to trade both counters at the same time. This may inhibit or delay an investor dealing in both RMB traded and HKD traded units and the investor may only trade in one currency.
- The Index Fund is subject to tracking error risks due to factors such as fees and expenses, the representative sampling strategy adopted by the Manager and the liquidity of the Underlying bonds.
- Distributions are made in RMB only. As such, investors may suffer a foreign exchange loss and incur foreign exchange associated fees and charges to receive their dividend.
- There may be circumstances such as the revocation of the relevant market making approvals or registration or other changes beyond the control of the Manager that may result in the sudden loss of a market maker for the Index Fund. The risk of not being able to identify and engage a substitute market maker is higher than that of other ETFs that invest in more liquid securities and developed markets.
- The units of the Index Fund are traded on the SEHK. Their prices on the SEHK are based on secondary market trading factors and may deviate significantly from the net asset value of the Index Fund.

## INVESTMENT OBJECTIVE

The RMB Bond Index ETF aims to provide investment results that, before fees and expenses, closely correspond to the performance of the Citi RMB Bond Capped Index.

## GROWTH OF 10,000 RMB SINCE INCEPTION



The chart shows change of investment amount based on a hypothetical investment in the Index Fund.

## CUMULATIVE AND ANNUALIZED PERFORMANCE

	Cumulative				Annualized		
	1 Month	3 Month	YTD	1 Year	3 Year	5 Year	Since Inception
Index Fund	-2.26%	-2.64%	2.12%	2.12%	2.43%	N/A	2.25%
Index	-1.24%	-1.33%	3.88%	3.88%	3.38%	N/A	3.13%

## CALENDAR YEAR PERFORMANCE

	2016	2015	2014	2013*	2012
Index Fund	2.12%	2.54%	2.61%	0.72%	N/A
Index	3.88%	3.16%	3.09%	0.97%	N/A

\*Performance shown from index fund launch date to calendar year end.

## FUND DETAILS

Listing Date	18/06/2013
Index	Citi RMB Bond Capped Index
Distribution Frequency	Quarterly
Number of Holdings	1
Net Assets of Share Class	49,900,226 RMB
Management Fee	0.39%
Units Outstanding	1,480,200
Domicile	Hong Kong
Base Currency	RMB
Bloomberg Index Ticker	CFIIRCIL

## TOP 10 HOLDINGS (%)

CHINA CITY CONSTRUCTION	
(INTERNATI 0 03-JUL-2017	100.00
Total	100.00

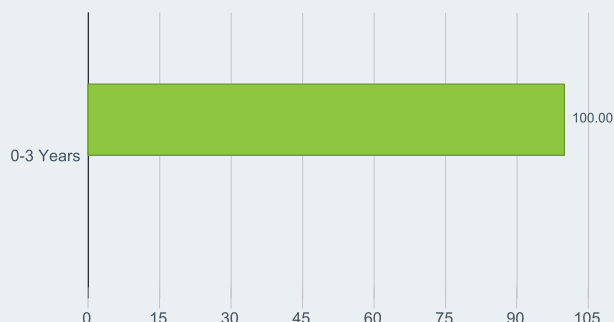
Holdings are subject to change.

Performance is calculated based on NAV-to-NAV with dividend reinvested. Performance is calculated in the base currency of the Index Fund, including ongoing charges and taxes, and excluding your trading costs on SEHK. Investment involves risk, including the loss of principal. Past performance does not represent future returns.

## SECTOR BREAKDOWN (%)

Allocations are subject to change. Due to rounding, the total may not be equal to 100%. From 1 September 2016, GICS will increase from 10 to 11 sectors. Real Estate securities, previously classified with Financials, will be reported as a new sector – Real Estate.

## MATURITY BREAKDOWN (%)

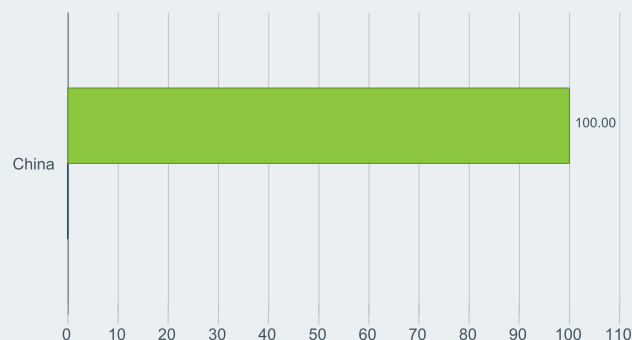


## PORTFOLIO CHARACTERISTICS

Average Yield To Maturity	1.03
Weighted Average Coupon	0.00
Use of Income	Distributing
label.current-yield	-
Effective Duration	0.00

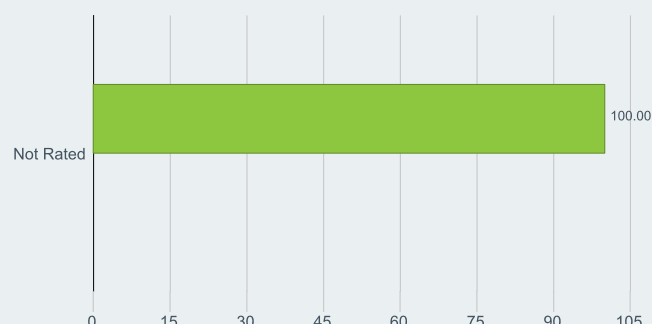
Please refer to the product webpage for definitions.

## COUNTRY BREAKDOWN (%)



Geographic exposure relates principally to the domicile of the issuers of the securities held in the product, added together and then expressed as a percentage of the product's total holdings. However, in some instances it can reflect the country where the issuer of the securities carries out much of their business. Due to rounding, the total may not be equal to 100%.

## CREDIT RATINGS (%)



## TRADING INFORMATION

Stock Code	83139
Stock Code (HKD)	3139
ISIN	HK0000151107
Bloomberg NAV	83139NAV
SEDOL	BB2BNK8
Exchange	Hong Kong Stock Exchange
Board Lots	100
Trading Currency	RMB,HKD
Bloomberg Ticker	83139 HK

**Disclaimer** Unless otherwise specified, all information as of the month end. Sources: BlackRock and Citigroup Index LLC. The above iShares Funds data is for information only. Investment involves risk, including possible loss of principal. Investment in emerging market countries may involve heightened risks such as increased volatility and lower trading volume, and may be subject to a greater risk of loss than investment in a developed country. Before deciding to invest, investors should read the Prospectus and Key Fact Statements for details, including the risk factors. Performance is calculated on NAV to NAV basis, inclusive of all transaction fees and assumes dividend reinvestment. The investment returns are denominated in base currency, which may be a foreign currency. If so, US/HK dollar-based investors are therefore exposed to fluctuations in the US/HK dollar/foreign currency exchange rate. Rates of exchange may cause the value of investments to go up or down. Investors may not get back the amount they invest. Individual stock prices/performance do not represent the return of the Fund. Investment return and principal value of an investment will fluctuate so that an investor's shares, when sold or redeemed, may be worth more or less than the original cost. Index returns are for illustrative purposes only and do not represent actual iShares Funds or iShares Trusts performance. Index performance returns do not reflect any management fees, transaction costs or expenses. Indexes are unmanaged and one cannot invest directly in an index. Past performance does not guarantee future results. **Index disclaimer** Citi is a registered trademark and service mark of Citigroup Inc. or its affiliates, is used and registered throughout the world, and is used under license for certain purposes by BlackRock Asset Management North Asia Limited. Reproduction of the Citi RMB Bond Capped Index data and information ("Citi Data") in any form is prohibited without the prior written permission of Citigroup Index LLC ("Citigroup"). iShares RMB Bond Index ETF is not sponsored, endorsed, sold or promoted by Citigroup, and Citigroup makes no representation regarding the advisability of investing in such fund. Although the Citi Data is believed to be reliable, Citigroup makes no representation as to the accuracy, adequacy, completeness or availability of the Citi Data and is not responsible for any errors or omissions or for the results obtained from the use of Citi Data. CITIGROUP GIVES NO EXPRESS OR IMPLIED WARRANTIES, INCLUDING, BUT NOT LIMITED TO, ANY WARRANTIES OF MERCHANTABILITY OR FITNESS FOR A PARTICULAR PURPOSE OR USE. In no event shall Citigroup be liable for any direct, indirect, special or consequential damages in connection with any use of the Citi Data. Issued by BlackRock Asset Management North Asia Limited. This material and the website have not been reviewed by the Securities and Futures Commission of Hong Kong. BlackRock is a registered trademark of BlackRock, Inc. ©2016 BlackRock, Inc. All rights reserved. iShares® and BlackRock® are registered trademarks of BlackRock, Inc., or its subsidiaries in the United States and elsewhere. All other trademarks, servicemarks or registered trademarks are the property of their respective owners.